



AERMS
Assam Excise Revenue Management System

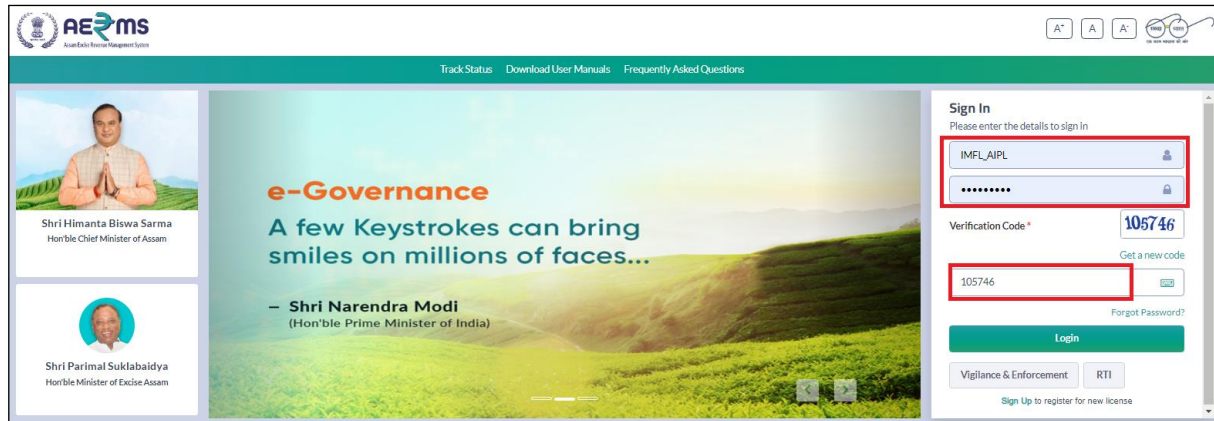
**HOLOGRAM FOR COMPANY
WHOLESALE**
User Reference Manual

C-TEL INFOSYSTEMS PVT. LTD
Hyderabad, Telangana

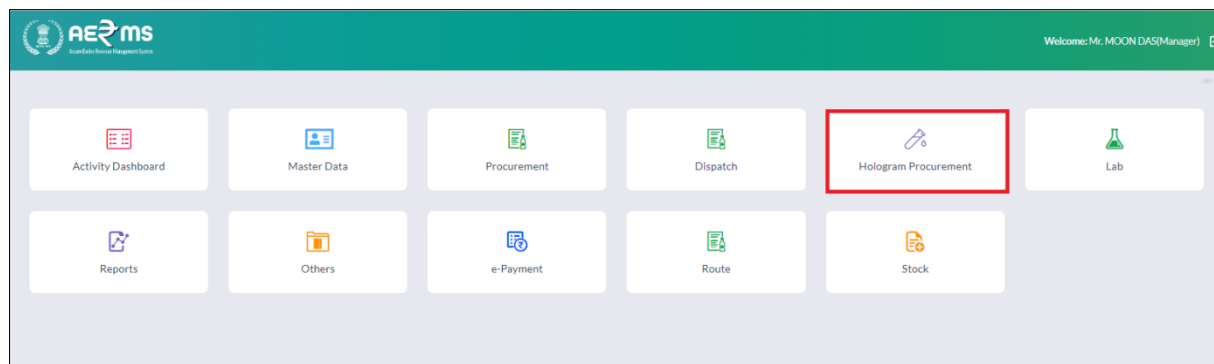
HOLOGRAM PROCUREMENT PROCESS

Login Page For Bottling unit manager:

- User needs to access the web application using the provided URL <https://stateexcise.assam.gov.in>
- Once login page appears, Clerk should provide valid credentials and should click on login.



- Once user is logged into the application as Clerk, a dashboard with modules will be shown.



- User needs to click on Hologram Procurement Tab after click on sub tab Bottling unit

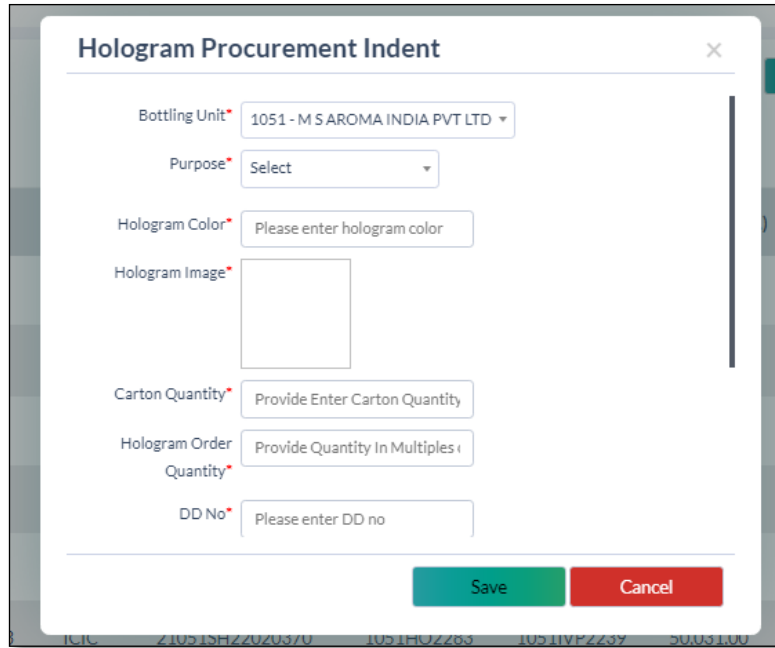


- User should go to Wholesale Tab & click on .

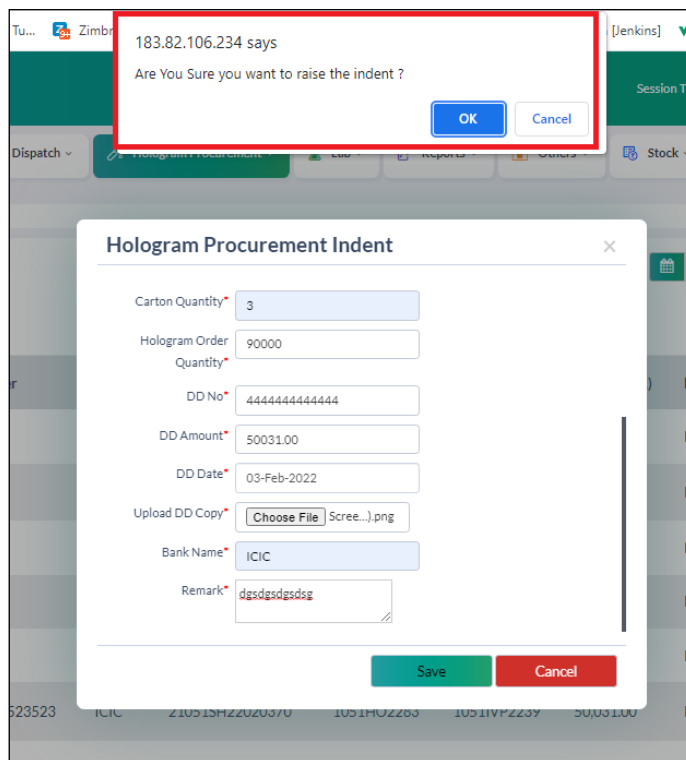
The screenshot displays the 'WHOLESALE' section of the AERMS system. The navigation menu at the top includes 'Wholesale' (highlighted with a red box) and 'Hologram Inventory'. The main content area shows a table of procurement records. The table has the following columns: Request Date, Wholesale, Hologram Quantity, DD Number, Bank Name, Indent Number, Order Number, Permit Number, Amount(Rs.), Purpose, Payment Proof, Status/Action, Prints, and Remarks. The table contains several rows of data, including records for 'MOHIT ENTERPRISE' and 'MS AROMA INDIA PVT LTD'. A red box at the bottom left highlights the '+ Hologram Purchase Indent' button.

Request Date	Wholesale	Hologram Quantity	DD Number	Bank Name	Indent Number	Order Number	Permit Number	Amount(Rs.)	Purpose	Payment Proof	Status/Action	Prints	Remarks
19-Feb-2022	3111 - MOHIT ENTERPRISE	90000	3456776789777	state bank of baroda	33111SH2202198	NA	NA	50,031.00	Import	View	Forwarded to Superintendent of Excise	🖨️	View
18-Feb-2022	3111 - MOHIT ENTERPRISE	90000	4444444444444	state bank of baroda	33111SH2202187	NA	NA	50,031.00	Import	View	Forwarded to Superintendent of Excise	🖨️	View
15-Feb-2022	3111 - MOHIT ENTERPRISE	90000	33333333333333333	State Bank Of India	33111SH2202156	NA	NA	50,031.00	Import	View	Forwarded to Wholesale Manager	🖨️	View
14-Feb-2022	3111 - MOHIT ENTERPRISE	90000	98654203	State Bank Of India	33111SH2202144	3111HO22174	3111IVP22108	50,031.00	Import	View	Forwarded to manufacturer	🖨️	View
03-Feb-2022	1051 - MS AROMA INDIA PVT LTD	30000	22222	sbi	21051SH22020368	1051HO2281	NA	16,677.00	IMFL	View	Forwarded to manufacturer	🖨️	View
03-Feb-2022	1051 - MS AROMA INDIA PVT LTD	90000	32523523523523	ICIC	21051SH22020370	1051HO2283	1051VP2239	50,031.00	IMFL	View	Hologram Received	🖨️	View

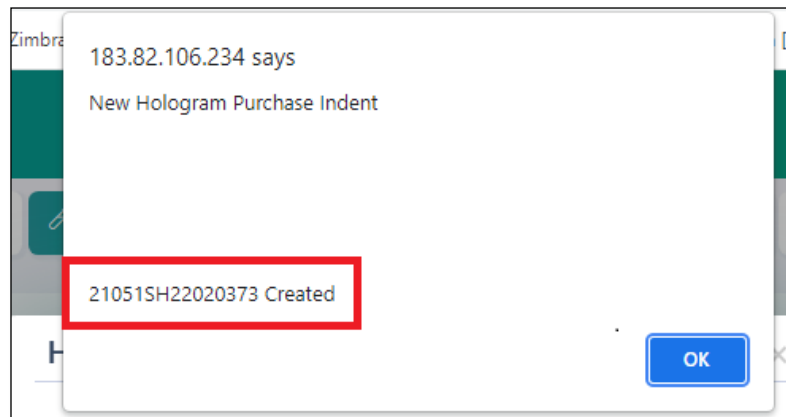
- Need to Raise Indent in Applicant login.
- Click on '+ Hologram Procurement Indent' to Raise the Indent.
- Getting Hologram Procurement Indent Pop Up
- Fill the all mandatory fields.
- Upload the supporting document required while Hologram Process



- Enters the Remarks against the Hologram indent raise by Hologram manager and Click on Save Button .



- Click Save after that alert/popup Message is displayed .



- Then click on OK button After that system automatically generate indent number.

Request Date	Bottling Unit	Hologram Quantity	DD Number	Bank Name	Indent Number	Order Number	Permit Number	Amount(Rs.)	Purpose	Payment Proof	Status/Action	Prints	Remarks
03-Feb-2022	1051 - M S AROMA INDIA PVT LTD	90000	44444444444444	ICIC	21051SH22020373	NA	NA	50,031.00	IMFL	View	Forwarded to Superintendent of Excise	Prints	View

- Displaying Wholesale View page then status is changed .
- Application Forwarded to Superintendent of Excise & displaying the applicant login
- After we need to login Superintendent of Excise



SUPERINTENDENT OF EXCISE:

- Login as Superintendent of Excise with valid user credentials

Sign In
Please enter the details to sign in

Username: SOE_TSK

Password: [REDACTED]

Verification Code: 301826

301826

Get a new code

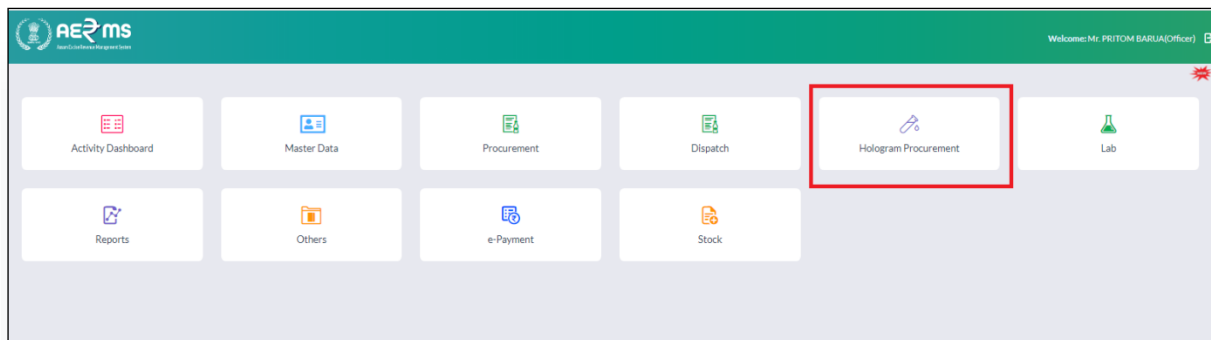
Forgot Password?

Login

Vigilance & Enforcement RTI

Sign Up to register for new license

- Click on Hologram Procurement main icon in Superintendent of Excise Login



- After that click on Wholesale sub tab and Displaying view page

WHOLESALE

Hologram Inventory

Start Date: 01-Feb-2022 End Date: 19-Feb-2022 Wholesale Start Typing Wholesale Search

Request Date	Wholesale	Hologram Quantity	DD Number	Bank Name	Indent Number	Order Number	Permit Number	Amount(Rs.)	Purpose	Payment Proof	Status/Action	Prints	Remarks
19-Feb-2022	3111 - MOHIT ENTERPRISE	90000	3456776789777	state bank of baroda	33111SHZ202198	NA	NA	50,031.00	Import	View	Forwarded to Superintendent of Excise	Prints	View
18-Feb-2022	3111 - MOHIT ENTERPRISE	90000	4444444444444	state bank of baroda	33111SHZ202187	NA	NA	50,031.00	Import	View	Forwarded to Superintendent of Excise	Prints	View
15-Feb-2022	3111 - MOHIT ENTERPRISE	90000	33333333333333333	State Bank Of India	33111SHZ202156	NA	NA	50,031.00	Import	View	Forwarded to Wholesale Manager	Prints	View



- Search for Indent Number after displaying the Indent application in Inspector login page

Session Time Left: 57:17 | 39301 | Home | Monila Borthakur (Excise Superintendent) |

Activity Dashboard | Master Data | License Management | Paramilitary | Brand Label Registration | Dashboard | Distillery | Master Data | Bottling Unit | Brew

WHOLESALE | Hologram Procurement / Wholesale

Start Date: 19-Feb-2022 | End Date: 19-Feb-2022 | Wholesale | Start Typing Wholesale | Search

Search: 33111SH2202199

Request Date	Wholesale	Hologram Quantity	DD Number	Bank Name	Indent Number	Order Number	Permit Number	Amount(Rs.)	Purpose	Payment Proof	Status/Action	Prints	Remarks
19-Feb-2022	3111 - MOHIT ENTERPRISE	90000	1234321	state bank of baroda	33111SH2202199	NA	NA	50,031.00	Import	View	Forwarded to Superintendent of Excise	Prints	View

Previous Next

- After that click on Forwarded to superintendent of excise button in Status filed

Session Time Left: 55:57 | 39301 | Home | Monila Borthakur (Excise Superintendent) |

Activity Dashboard | Master Data | License Management | Paramilitary | Brand Label Registration | Dashboard | Distillery | Master Data | Bottling Unit | Brew

WHOLESALE | Hologram Procurement / Wholesale

Start Date: 19-Feb-2022 | End Date: 19-Feb-2022 | Wholesale | Start Typing Wholesale | Search

Search:

Request Date	Wholesale	Hologram Quantity	DD Number	Bank Name	Indent Number	Order Number	Permit Number	Amount(Rs.)	Purpose	Payment Proof	Status/Action	Prints	Remarks
19-Feb-2022	3111 - MOHIT ENTERPRISE	90000	3456776789777	state bank of baroda	33111SH2202198	NA	NA	50,031.00	Import	View	Forwarded To Head Quarters	Prints	View
19-Feb-2022	3111 - MOHIT ENTERPRISE	90000	1234321	state bank of baroda	33111SH2202199	NA	NA	50,031.00	Import	View	Forwarded to Superintendent of Excise	Prints	View

Previous Next

- Getting popup is Request for hologram Indent.

Request For Hologram Indent

Bottling Unit Name: 3111 - MOHIT ENTERPRISE

Indent Number: 33111SH2202198

Purpose: Import

DD No: 3456776789777

DD Amount: 50,031.00

DD Date: 19-Feb-2022

DD Bank: state bank of baroda

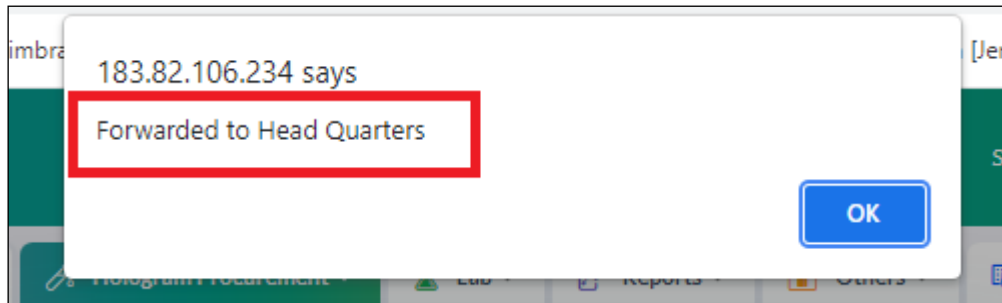
DD Copy: View

Hologram Ordered Qty: 90000

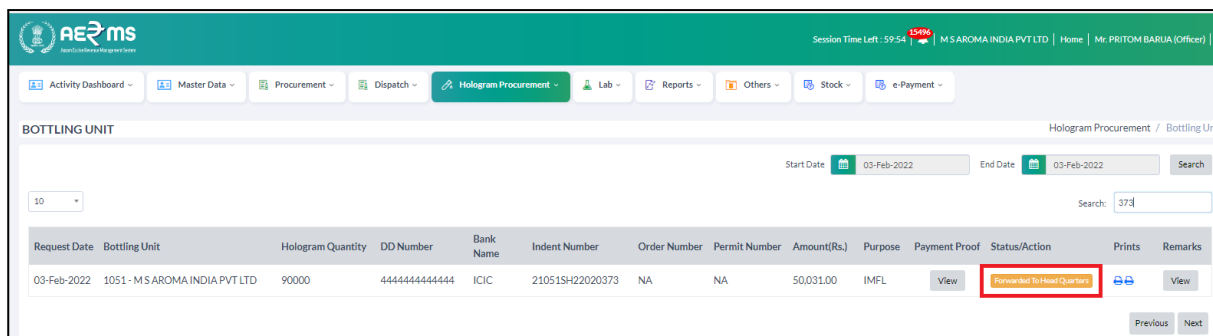
Reject Forward To Head Quarters



- Fill all the details and select all check boxes with Remarks.
- Uploaded DD copy and click on Forward to Head Quarters button
- Click Forward Button after that alert/popup Message is displayed .



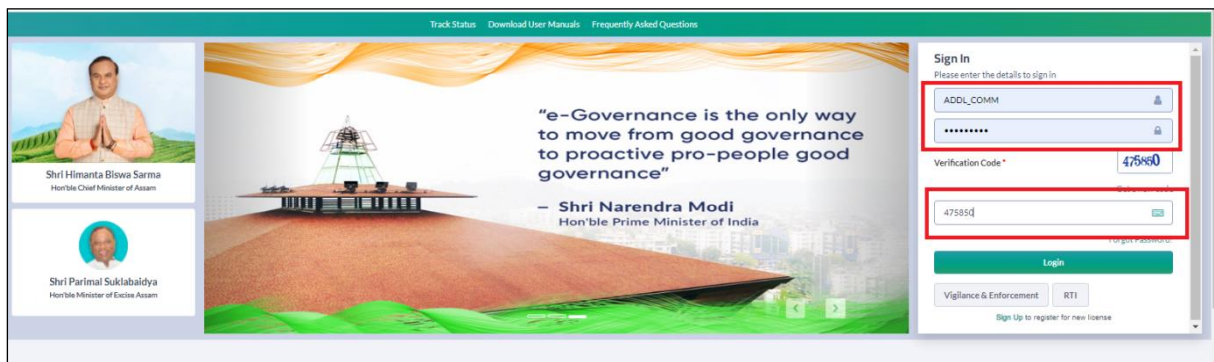
- After Click on ok Button in superintendent of excise login.



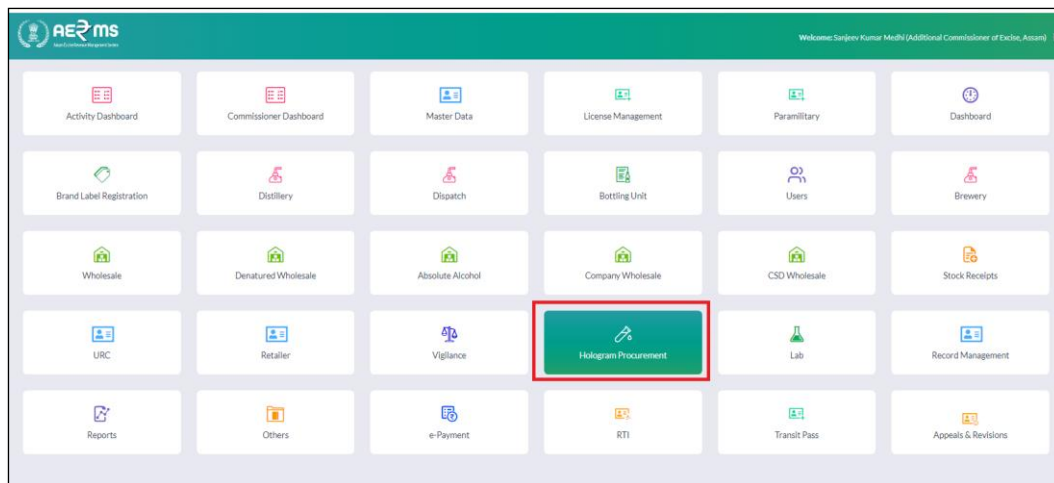
- And then Displaying the Bottling unit View page after that application forwarded to Head Quarters
- Application Forwarded to Head Quarters
- After we need login Head Quarters

HEAD QUARTERS LOGIN:

- Login as Head Quarter with valid user credentials



- Click on Hologram Procurement main icon and click on Bottling Unit sub tab



- Search for Indent Number after displaying the Indent in Quarters Login.



Session Time Left: 56:17 | M S AROMA INDIA PVT LTD | Home | Mr. PRITOM BARUA (Officer)

Activity Dashboard - Master Data - Procurement - Dispatch - **Hologram Procurement** - Lab - Reports - Others - Stock - e-Payment -

BOTTLING UNIT Hologram Procurement / Bottling Unit

Start Date: 03-Feb-2022 End Date: 03-Feb-2022 Search

10 Search: 210515H22020373

Request Date	Bottling Unit	Hologram Quantity	DD Number	Bank Name	Indent Number	Order Number	Permit Number	Amount(Rs.)	Purpose	Payment Proof	Status/Action	Prints	Remarks
03-Feb-2022	1051 - M S AROMA INDIA PVT LTD	90000	4444444444444	ICIC	210515H22020373	NA	NA	50,031.00	IMFL	View	Forwarded to Inspector of Excise	Prints	View

Previous Next

- After that click on Forwarded to Head Quarters button in Status filed

Session Time Left: 59:55 | Sanjey Kumar Mishra (Additional Commissioner of Excise, Assam)

Activity Dashboard - Commissioner Dashboard - Master Data - License Management - Paramilitary - Brand Label Registration - Dashboard - Distillery - Bottling Unit - Users - Brewery

BOTTLING UNIT Hologram Procurement / Bottling Unit

Start Date: 03-Feb-2022 End Date: 03-Feb-2022 Bottling Unit: Start Typing Bottling Unit Search

10 Search: 373

Request Date	Bottling Unit	Hologram Quantity	DD Number	Bank Name	Indent Number	Order Number	Permit Number	Amount(Rs.)	Purpose	Payment Proof	Status/Action	Prints	Remarks
03-Feb-2022	1051 - M S AROMA INDIA PVT LTD	90000	4444444444444	ICIC	210515H22020373	NA	NA	50,031.00	IMFL	View	Forwarded to Head Quarters	Prints	View

Previous Next

- Getting popup Request for Hologram Indent ,enter series & remarks after click on send request Button



Request For Hologram Indent

DD No: 444444444444 ✓

DD Amount: 50,031.00 ✓

DD Date: 03-Feb-2022 ✓

DD Bank: ICIC ✓

DD Copy: View ✓

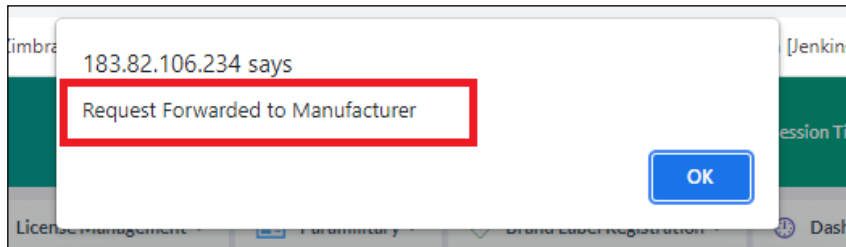
Hologram Ordered Qty: 90000 ✓

Series*: PLEASE ENTER SERIES

Remark*: Please enter remark

Reject Send Request

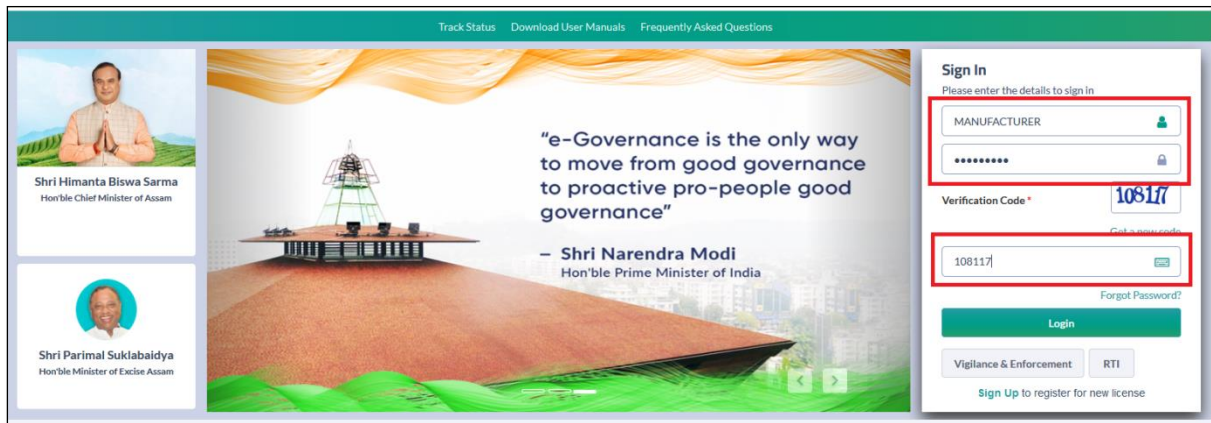
- Click Send Request Button after that alert/popup Message is displayed .



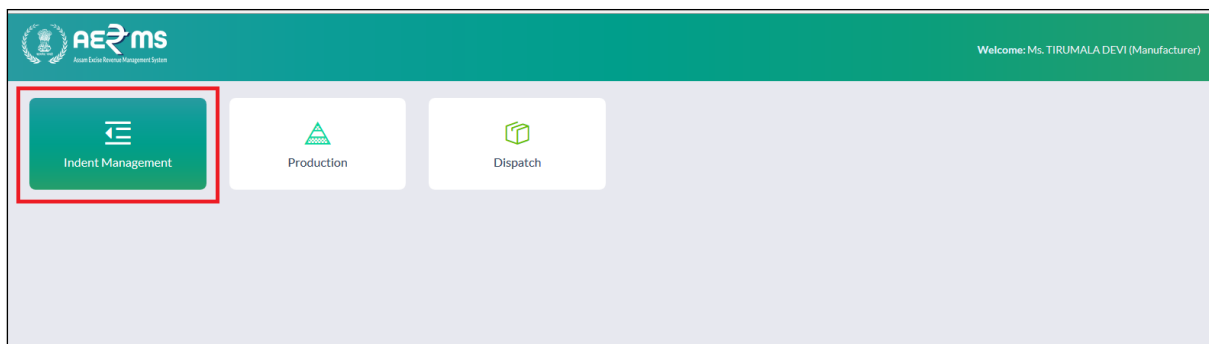
- Request forwarded to manufacturer then click on **OK**
- We need to login manufacturer in Firefox

MANUFACTURER LOGIN:

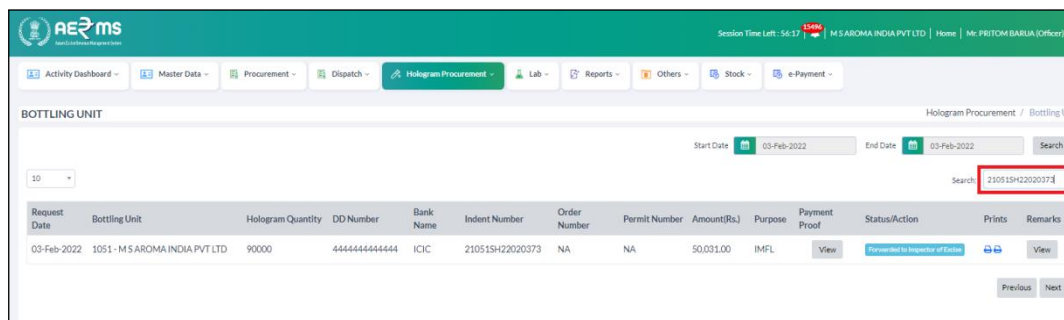
- Login as manufacturer with valid user credentials



- Click on Indent Management tab in main icon and click on Bottling Unit sub tab



- Search for Indent Number after displaying the Indent in Manufacturer login.



Request Date	Bottling Unit	Hologram Quantity	DD Number	Bank Name	Indent Number	Order Number	Permit Number	Amount(Rs.)	Purpose	Payment Proof	Status/Action	Prints	Remarks
03-Feb-2022	1051 - M S AROMA INDIA PVT LTD	90000	4444444444444	ICIC	21051SH22020373	NA	NA	50,031.00	IMFL	View	Download to Inspector of Excise	Prints	View



- After that click on Forwarded to Manufacturer button in Status filed

The screenshot shows the AERMS interface for a Bottling Unit. At the top, there are navigation tabs for 'Indent Management', 'Production', and 'Dispatch'. Below this, the 'BOTTLING UNIT' section is active. It includes search filters for 'Start Date' and 'End Date' (both set to 03-Feb-2022) and a 'Bottling' search field. A table lists bottling units with columns: Bottling Unit, Indent No, Order No, Start Code, End Code, Hologram Quantity, Purpose, DD No, DD Date, Created on, Status, and Remarks. One entry for '1051-MS AROMA INDIA PVT LTD' is shown with a status of 'Forwarded to Manufacturer', which is highlighted with a red box. A 'View' button is next to it. At the bottom right, there are 'Previous' and 'Next' buttons.

- Getting popup Request for head quarters Indent after that click on Schedule for Production Button in manufacturer login.

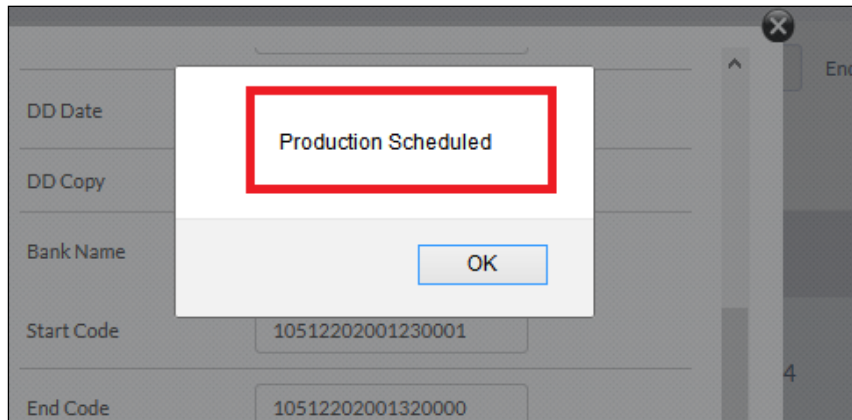
The screenshot shows a 'Request From Head Quarters' popup form. It contains the following fields and values:

Bottling Unit/Wholesale Name	M S AROMA INDIA PVT LTI
Hologram Ordered Qty	90000
DD No	4444444444444
DD Amount	50031
DD Date	03-Feb-2022
DD Copy	View
Bank Name	ICIC

- Verify all details after click on Schedule for production Button

DD Date	03-Feb-2022
DD Copy	View
Bank Name	ICIC
Start Code	10512202001230001
End Code	10512202001320000
Series	1111111
Purpose	IMFL
Production Schedule Date	03-Feb-2022
Schedule For Production	

Click Schedule for production Button after that popup Message is displayed Production Scheduled



- After click on Production tab in manufacturer login

Indent Management | Production | Dispatch

BOTTLING UNIT | Production | Production Scheduled history | Production Completed history

Indent Management / Bottling Unit

Start Date: 03-Feb-2022 | End Date: 03-Feb-2022 | Bottling: Start Typing Bottling name | Search

Search: 373

Bottling Unit	Indent No	Order No	Start Code	End Code	Hologram Quantity	Purpose	DD No	DD Date	Created on	Status	Remarks
1051-MSAROMA INDIA PVT LTD	21051SH22020373	1051HO2287	10512202001230001	10512202001320000	90000	IMFL	4444444444444	03-Feb-2022	03-Feb-2022	PRODUCTION SCHEDULED	View



- Search for Indent Number after displaying the Indent in Manufacturer login.

Bottling Units/Brewery /Wholesale	Indent No	Order No	Start Code	End Code	Hologram Quantity	Production Scheduled Date	Purpose	Status
1051-MS AROMA INDIA PVT LTD	21051SH22020373	1051HO2287	10512202001230001	10512202001320000	90000	03-Feb-2022	IMFL	PRODUCTION SCHEDULED

- Click on Production Schedule button in status field after getting pop Production details and then click on Production Completed button

Production Details

Bottling Units/Wholesale Name: M S AROMA INDIA PVT LTD

Hologram Ordered Qty: 90000

Start Code: 10512202001230001

End Code: 10512202001320000

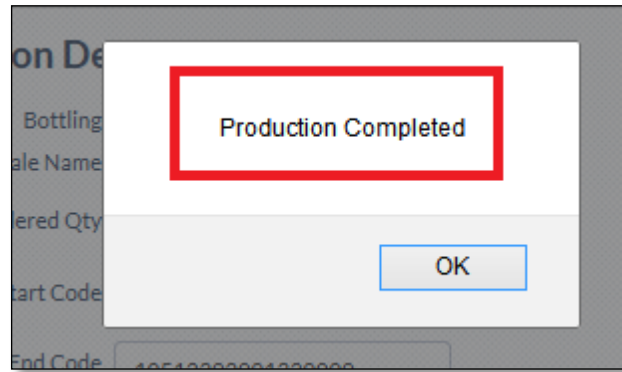
Series: 1111111

Production Schedule Date: 03-Feb-2022

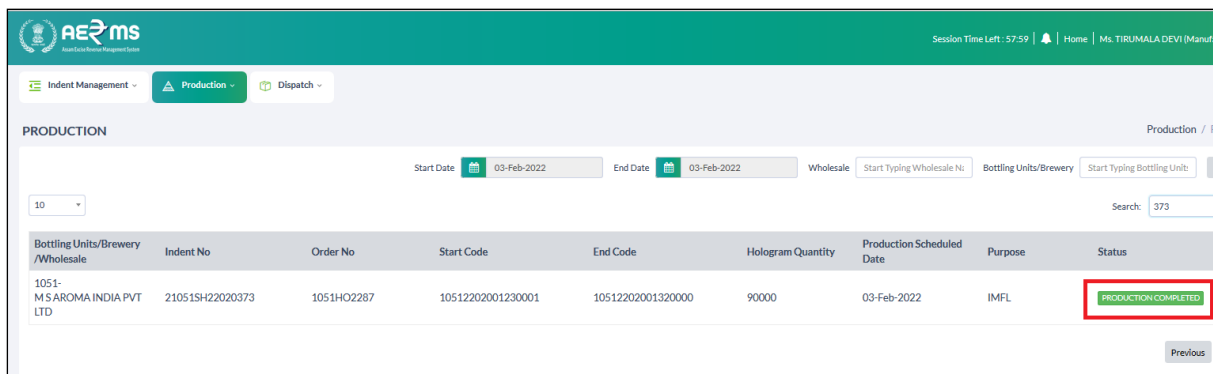
Purpose: IMFL(Silver)

Production Completed

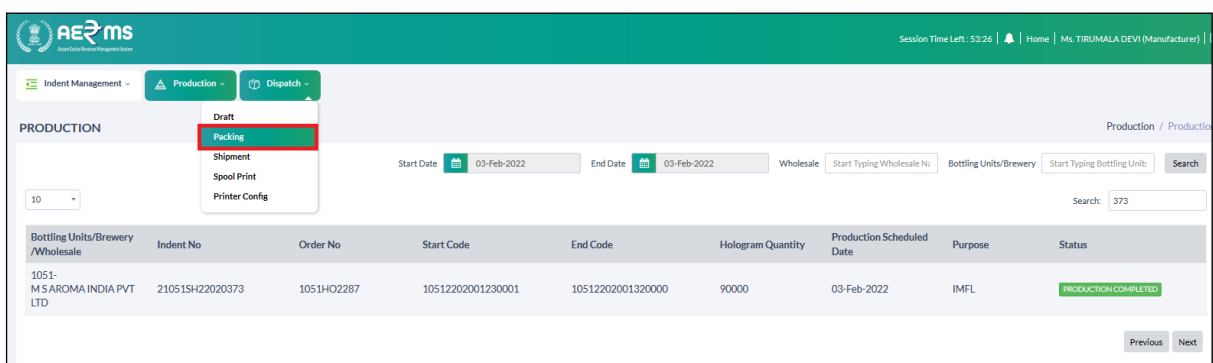
- Click on production Completed Button after that popup Message is displayed Production Completed



- After status is changed production completed in manufacturer login



- Then click on Dispatch tab after we need to click packing sub tab.



- Search for Indent Number after displaying the Indent in Manufacturer login.



Bottling Units/Brewery /Wholesale	Indent No.	Order No.	Production Completed On	Hologram Quantity	Purpose	Production Details	Status	Action
1051-MSAROMA INDIA PVT LTD	21051SH22020373	1051HO2287	03-Feb-2022	90000	IMFL	Start Hologram Packing	Pending	

- Click on Start Hologram packing in production details field.
- New Hologram packing page is displaying

Hologram Start Code: 10512202001230001
Quantity: 90000
Buttons: Generate, Cancel

- Getting java plug-in security popup
- Select check box and click on Run

Security Warning

Do you want to run this application?

Name: jzebra.Main
Publisher: UNKNOWN
Location: http://183.82.106.234

Running applications by UNKNOWN publishers will be blocked in a future release because it is potentially unsafe and a security risk.

Risk: This application will run with unrestricted access which may put your computer and personal information at risk. The information provided is unreliable or unknown so it is recommended not to run this application unless you are familiar with its source.

This application will be blocked in a future Java security update because the JAR file manifest does not contain the Permissions attribute. Please contact the Publisher for more information. [More Information](#)

Select the box below, then click Run to start the application

I accept the risk and want to run this application. Run Cancel



- After displaying New Hologram packing page and click on generate button

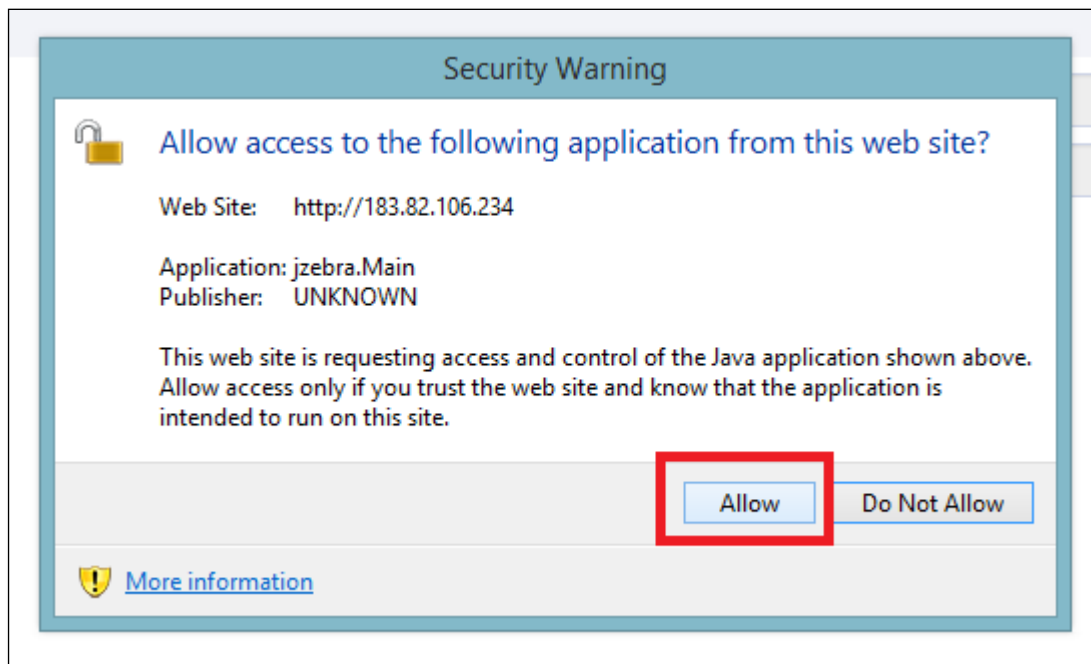
NEW HOLOGRAM PACKING

Hologram Start Code: 10512202001230001

Quantity: 90000

Generate Cancel

- Again security alert popup is getting and click on allow



- Automatically getting Spool & Cartoon Codes in TSC Printer
- Spool code start with **SB**, Cartoon code start with **89**

Spool code:



Cartoon code:



- Automatically getting Spool & Cartoon Codes in TSC Printer .



- Completing the Spool and Cartoon bar code scanning process after indent go to shipment tab

SHIPMENT

Dispatch / Shipment

Start Date: 03-Feb-2022 End Date: 03-Feb-2022 Wholesale Start Typing Wholesale No: Bottling Units/Brewery Start Typing Bottling Units: Search

Search: 21051SH22020373

Bottling Units/Brewery/Wholesale	Permit No.	Permit Date	Invoice Number	Invoice Date	Indent No.	Order No.	Hologram Quantity	Purpose	Production Completion Date	Status
1051-MSAROMA INDIA PVT LTD	1051VP2242	03-FEB-22			21051SH22020373	1051HO2287	90000	IMFL	03-Feb-2022	Ready For Dispatch

Previous Next

- Status is changed to displaying Ready to Dispatch
- We Need to click on ready to dispatch button in status field

Shipment Details

Permit No: 1051VP2242

Order No: 1051HO2287

Series: 1111111

Start Code: 10512202001230001

End Code: 10512202001320000

Invoice Date: 03-Feb-2022

Invoice Number: Please enter Invoice Numl

Scan The Carton Barcode 3

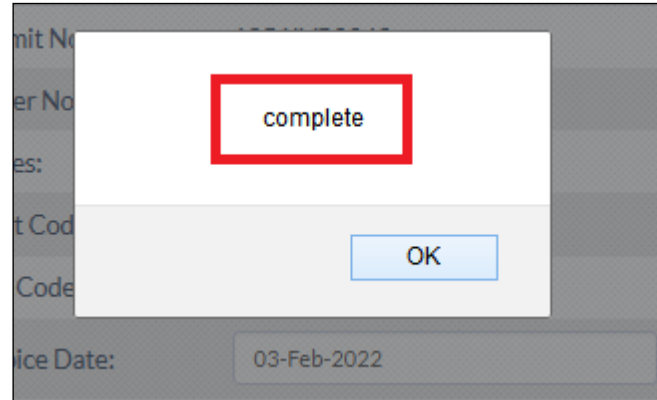
Scan Permit No: [Input Field]

(or)

Scan Carton No: [Input Field]



- After Getting pop for shipment details.
- Enter Invoice Number & given date for invoice
- Scan Permit No Or Scan Carton No after click on tab
- Getting popup complete



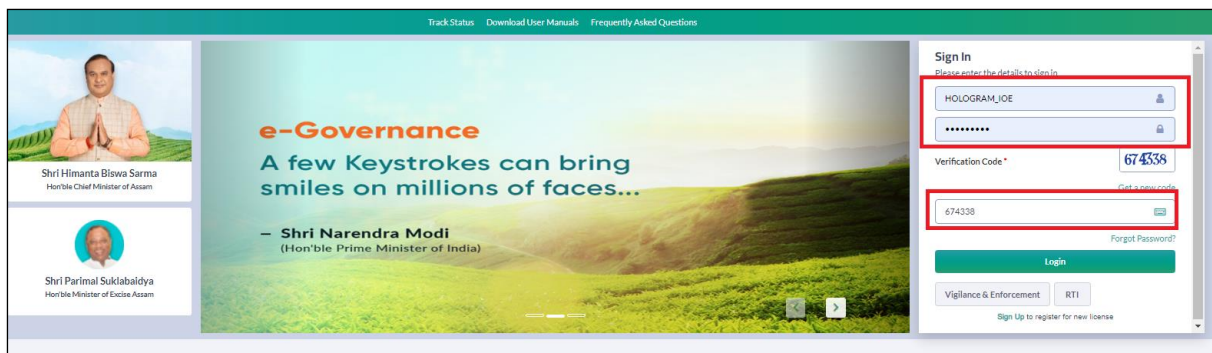
- Change status for Dispatch in manufacturer login shipment view page

Bottling Units/Brewery/Wholesale	Permit No.	Permit Date	Invoice Number	Invoice Date	Indent No.	Order No.	Hologram Quantity	Purpose	Production Completion Date	Status
1051-MSAROMAINDIA.PVT.LTD	1051VP2242	03-FEB-22	5454645	03-Feb-2022	21051SH22020373	1051HO2287	90000	IMFL	03-Feb-2022	Dispatched

- We need login Hologram IOE.

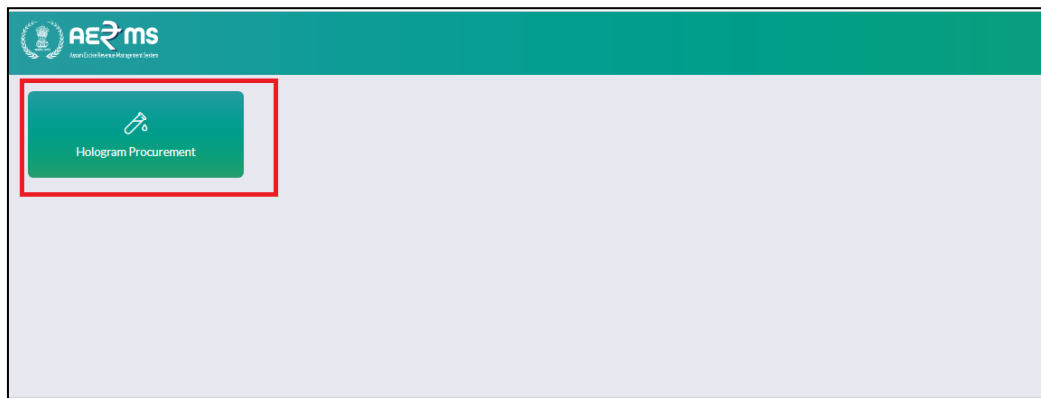
Hologram IOE:

- Login as Hologram IOE with valid user credentials



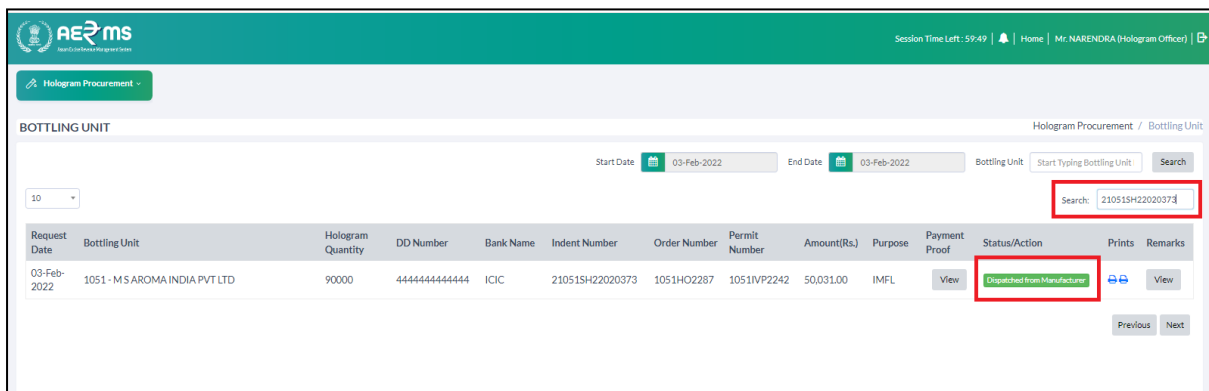


- Click on Hologram Procurement main icon



- Displaying Bottling unit view page and search indent number

- Status is displaying Dispatch from manufacturer



- Status is displaying Dispatch from manufacturer



- After we need to click dispatch from manufacturer button in status field

The screenshot shows the AERMS interface for Bottling Unit. At the top, there's a green header with the AERMS logo and session information. Below it, a navigation bar shows 'Hologram Procurement' and 'BOTTLING UNIT'. The main area contains a search bar with '210515H22020373' entered. Below the search bar is a table with columns: Request Date, Bottling Unit, Hologram Quantity, DD Number, Bank Name, Indent Number, Order Number, Permit Number, Amount(Rs.), Purpose, Payment Proof, Status/Action, Prints, and Remarks. The first row of data has a 'Status/Action' of 'Dispatched from Manufacturer', which is highlighted with a red box. There are also 'Previous' and 'Next' buttons at the bottom right of the table.

- Displaying Popup page Scan Permit No & Barcode

The screenshot shows a popup window titled 'Scan Permit No & Barcode'. The window has a close button (X) in the top right corner. Inside the window, there are two sections. The first section is titled 'Scan The Permit No' and has a 'Scan:' label followed by an input field. The second section is titled 'Scan The Carton Barcode 3' and also has a 'Scan:' label followed by an input field. To the right of the second section, there is an '(OR)' label. The entire content area of the popup is enclosed in a red border.

- User can Scan either permit No which is on permit dispatch print or Carton barcodes which are available on each carton



- Once scanning was completed after displaying popup is completed.

The screenshot shows a web browser window with the URL `/index.php/SH/shindent_view`. A notification popup from IP address 183.82.106.234 displays the word "complete" in a red-bordered box, with an "OK" button below it. In the background, there are date pickers for "Start Date" and "End Date", both set to "03-Feb-2022". A modal dialog box titled "Scan Permit No & Barcode" is open, containing two input fields: "Scan The Permit No" with the value "1051IVP2242" (highlighted in red) and "Scan The Carton Barcode 3" which is empty. The dialog also includes an "(OR)" option.

- After click on ok status was changed to Forwarded to Manager.

The screenshot shows the AERMS interface for "Hologram Procurement". The "BOTTLING UNIT" section is active, displaying a table with columns: Request Date, Bottling Unit, Hologram Quantity, DD Number, Bank Name, Indent Number, Order Number, Permit Number, Amount(Rs.), Purpose, Payment Proof, Status/Action, Prints, and Remarks. The "Status/Action" column for the entry with permit number 1051IVP2242 is highlighted in green and labeled "Forwarded to manager".

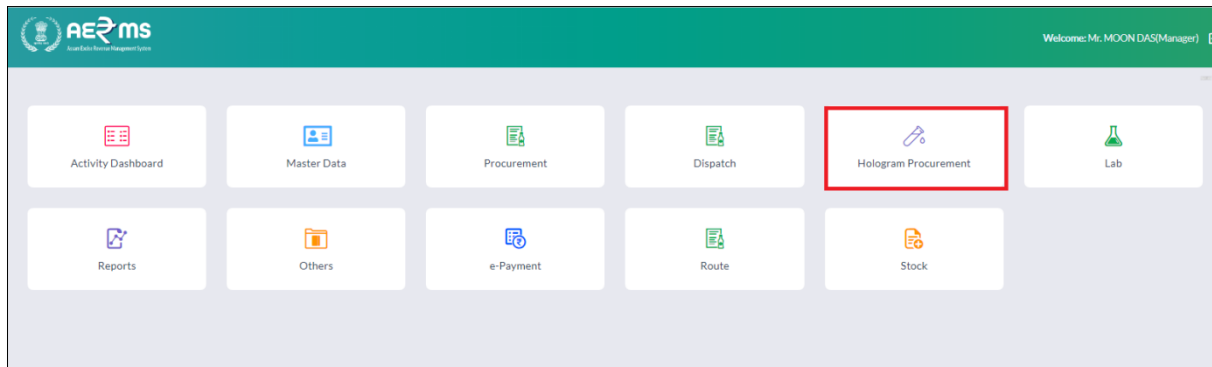
Request Date	Bottling Unit	Hologram Quantity	DD Number	Bank Name	Indent Number	Order Number	Permit Number	Amount(Rs.)	Purpose	Payment Proof	Status/Action	Prints	Remarks
03-Feb-2022	1051 - M SAROMA INDIA PVT LTD	90000	4444444444444	ICIC	21051SH22020373	1051HO2287	1051IVP2242	50,031.00	IMFL	View	Forwarded to manager	Prints	View

- We need to login manager for bottling unit

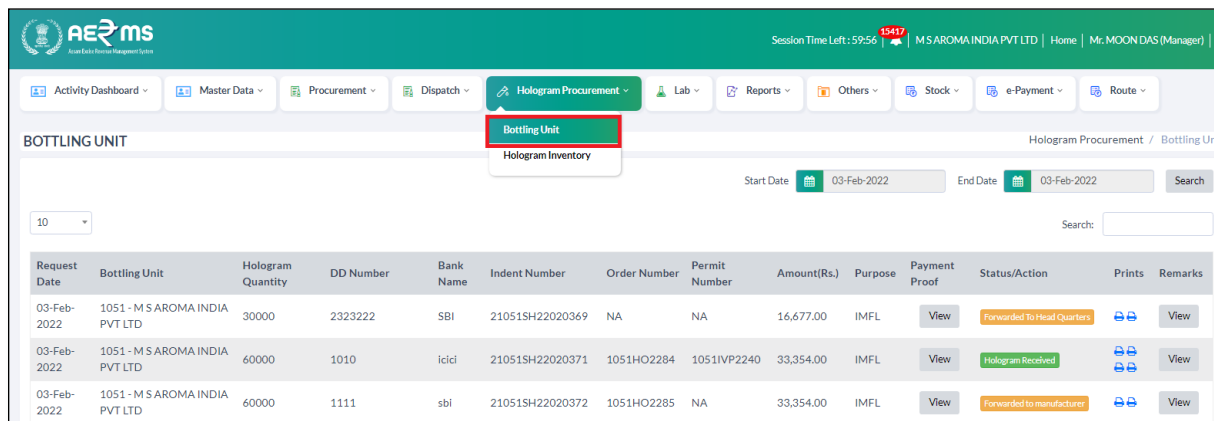


Bottling unit manager login:

- Once user is logged into the application as Clerk, a dashboard with modules will be shown.



- User needs to click on Hologram Procurement Tab after click on sub tab Bottling unit
- User should go to Bottling unit Tab & click on .



- Click on Bottling unit sub tab to Applicant login



Session Time Left: 59:53 | 15417 | M S AROMA INDIA PVT LTD | Home | Mr. MOON DAS (Manager)

Activity Dashboard | Master Data | Procurement | Dispatch | **Hologram Procurement** | Lab | Reports | Others | Stock | e-Payment | Route

BOTTLING UNIT | Hologram Procurement / Bottling Unit

Start Date: 03-Feb-2022 | End Date: 03-Feb-2022 | Search: []

Request Date	Bottling Unit	Hologram Quantity	DD Number	Bank Name	Indent Number	Order Number	Permit Number	Amount(Rs.)	Purpose	Payment Proof	Status/Action	Prints	Remarks
03-Feb-2022	1051 - M S AROMA INDIA PVT LTD	30000	2323222	SBI	21051SH22020369	NA	NA	16,677.00	IMFL	View	Forwarded to Head Quarters	Prints	View
03-Feb-2022	1051 - M S AROMA INDIA PVT LTD	60000	1010	icici	21051SH22020371	1051HO2284	1051VP2240	33,354.00	IMFL	View	Hologram Received	Prints	View
03-Feb-2022	1051 - M S AROMA INDIA PVT LTD	60000	1111	sbi	21051SH22020372	1051HO2285	NA	33,354.00	IMFL	View	Forwarded to manufacturer	Prints	View
03-Feb-2022	1051 - M S AROMA INDIA PVT LTD	30000	12222112	bb	21051SH22020367	1051HO2282	1051VP2238	16,677.00	IMFL	View	Forwarded to manufacturer	Prints	View
03-Feb-2022	1051 - M S AROMA INDIA PVT LTD	30000	22222	sbi	21051SH22020368	1051HO2281	NA	16,677.00	IMFL	View	Forwarded to manufacturer	Prints	View
03-Feb-2022	1051 - M S AROMA INDIA PVT LTD	90000	32523523523523	ICIC	21051SH22020370	1051HO2283	1051VP2239	50,031.00	IMFL	View	Hologram Received	Prints	View

+ Hologram Purchase Indent | Previous | Next

- Click on Authorization letter button in status field

Session Time Left: 59:55 | 15417 | M S AROMA INDIA PVT LTD | Home | Mr. MOON DAS (Manager)

Activity Dashboard | Master Data | Procurement | Dispatch | **Hologram Procurement** | Lab | Reports | Others | Stock | e-Payment | Route

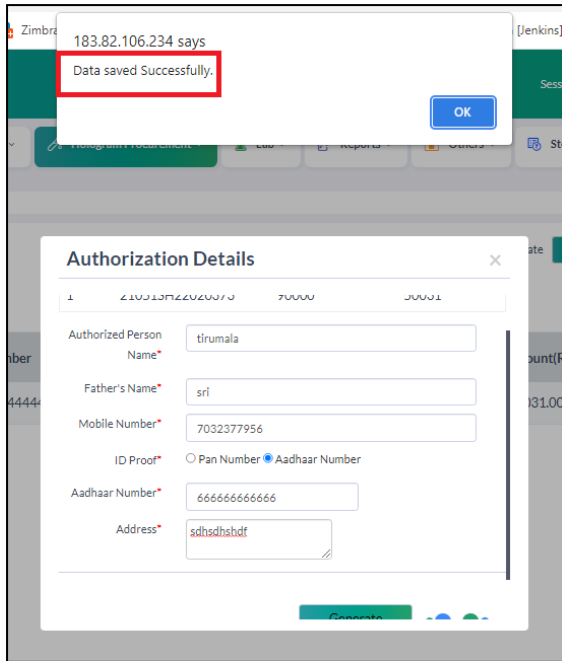
BOTTLING UNIT | Hologram Procurement / Bottling Unit

Start Date: 03-Feb-2022 | End Date: 03-Feb-2022 | Search: 373

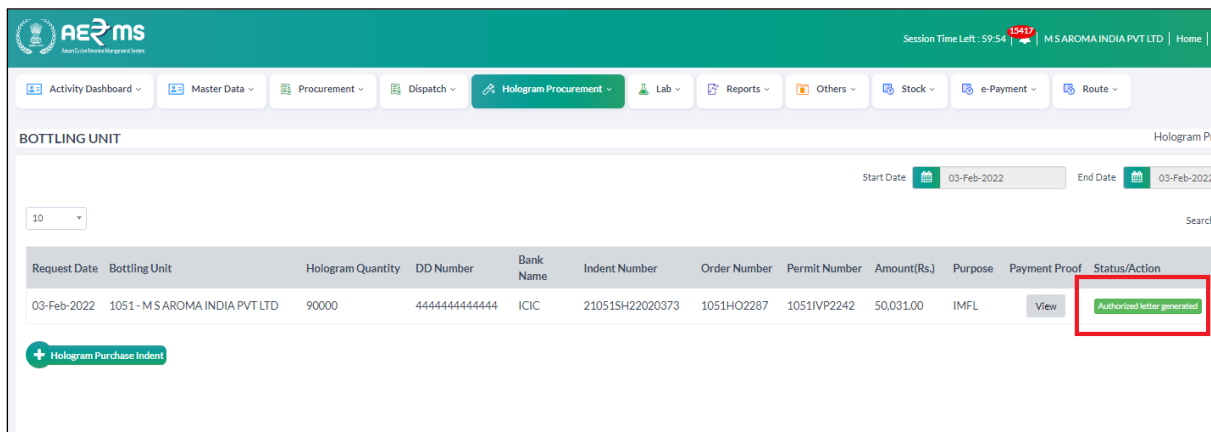
Request Date	Bottling Unit	Hologram Quantity	DD Number	Bank Name	Indent Number	Order Number	Permit Number	Amount(Rs.)	Purpose	Payment Proof	Status/Action	Prints	Remarks
03-Feb-2022	1051 - M S AROMA INDIA PVT LTD	90000	4444444444444	ICIC	21051SH22020373	1051HO2287	1051VP2242	50,031.00	IMFL	View	Generate authorization letter	Prints	View

+ Hologram Purchase Indent | Previous | Next

- Displaying popup for authorization details



- After Status was changed Authorization letter generated



- We need to login for Hologram IOE



Hologram IOE:

- Login as Hologram IOE with valid user credentials

Track Status Download User Manuals Frequently Asked Questions

e-Governance
A few Keystrokes can bring smiles on millions of faces...
— Shri Narendra Modi (Hon'ble Prime Minister of India)

Shri Himanta Biswa Sarma
Hon'ble Chief Minister of Assam

Shri Parimal Suklabaidya
Hon'ble Minister of Excise Assam

Sign In
Please enter the details to login

HOLOGRAM_IOE

Verification Code * 674338

674338

Get a new code

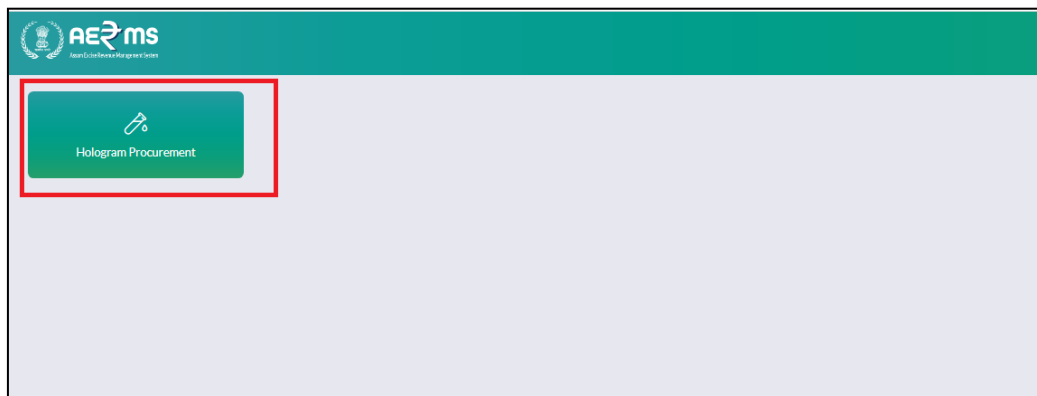
Forgot Password?

Login

Vigilance & Enforcement RTI

Sign Up to register for new license

- Click on Hologram Procurement main icon



- Displaying Bottling unit view page and search indent number

Session Time Left: 59:50 | Home | Mr. NARENDRA (Hologram Officer)

Hologram Procurement

BOTTLING UNIT

Hologram Procurement / Bottling Unit

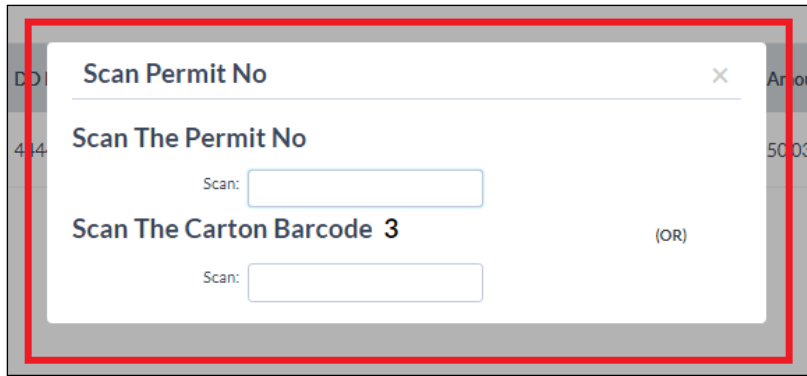
Start Date 03-Feb-2022 End Date 03-Feb-2022 Bottling Unit Start Typing Bottling Unit Search

10 Search: 373

Request Date	Bottling Unit	Hologram Quantity	DD Number	Bank Name	Indent Number	Order Number	Permit Number	Amount (Rs.)	Purpose	Payment Proof	Status/Action	Prints	Remarks
03-Feb-2022	1051 - MS AROMA INDIA PVT LTD	90000	4444444444444	ICIC	21051SH22020373	1051HO2287	1051IVP2242	50,031.00	IMFL	View	Authorized letter generated	Prints	View

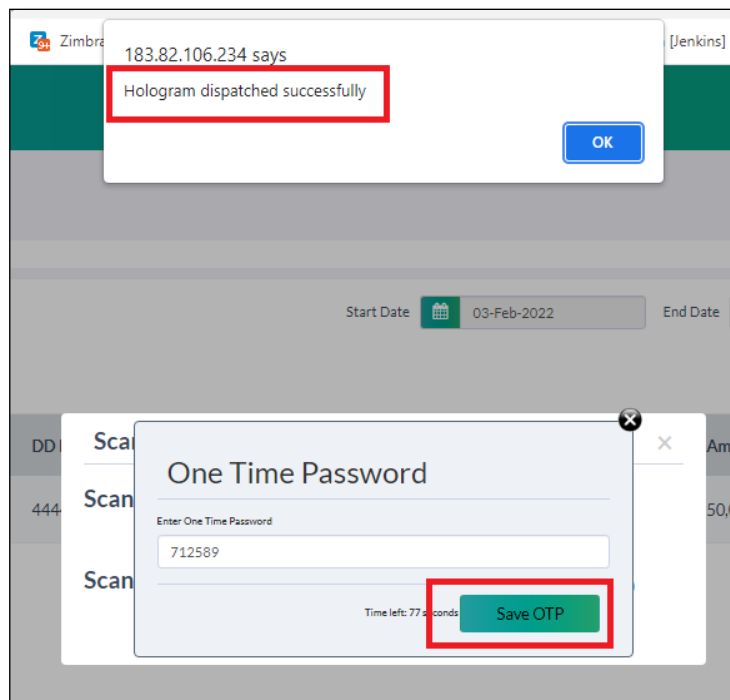
Previous Next

- After click on authorization letter generated button in status filed.
- Displaying popup Scan permit No.



The screenshot shows a dialog box titled "Scan Permit No" with a close button (X) in the top right corner. Below the title, there are two main sections: "Scan The Permit No" and "Scan The Carton Barcode 3". Each section has a "Scan:" label followed by an empty input field. The word "(OR)" is positioned between the two sections, indicating that either option can be used.

- User can Scan either permit No which is on permit dispatch print or Carton barcodes which are available on each carton
- After completing the scanning process click on tab
- Displaying another popup One time Password and OTP send to authorization person
- Enter OTP and click on save button



The screenshot shows a web application interface with two overlapping popups. The top popup is a notification box from "183.82.106.234" stating "Hologram dispatched successfully" with an "OK" button. The bottom popup is titled "One Time Password" and contains an input field with the value "712589". Below the input field, it says "Time left: 77 seconds" and has a "Save OTP" button. The background shows a form with "Start Date" set to "03-Feb-2022" and "End Date" visible.

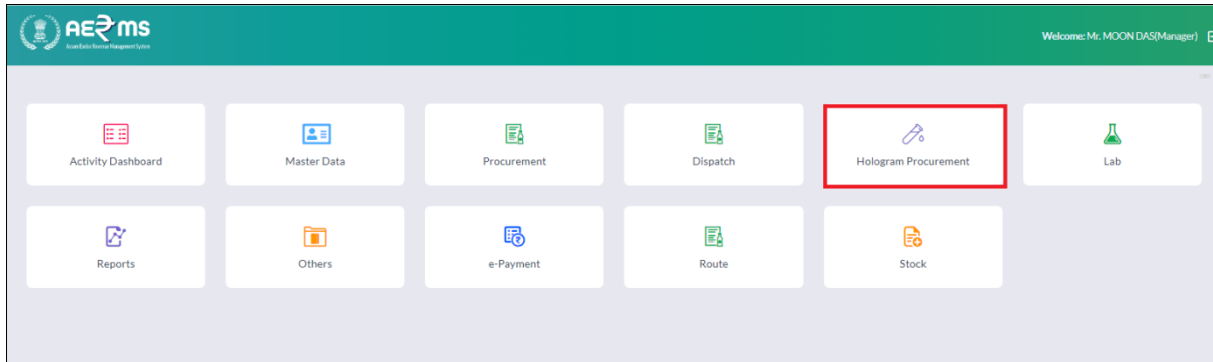
- After getting another popup Hologram dispatched successfully.
- Status was changed Dispatched From Hologram officer

We need to Login.

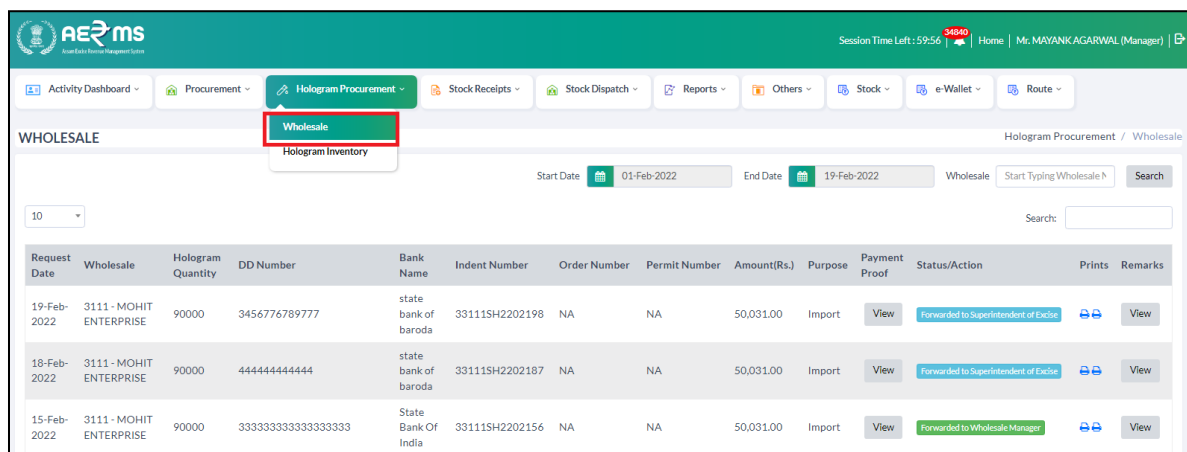


Wholesale Manager Login:

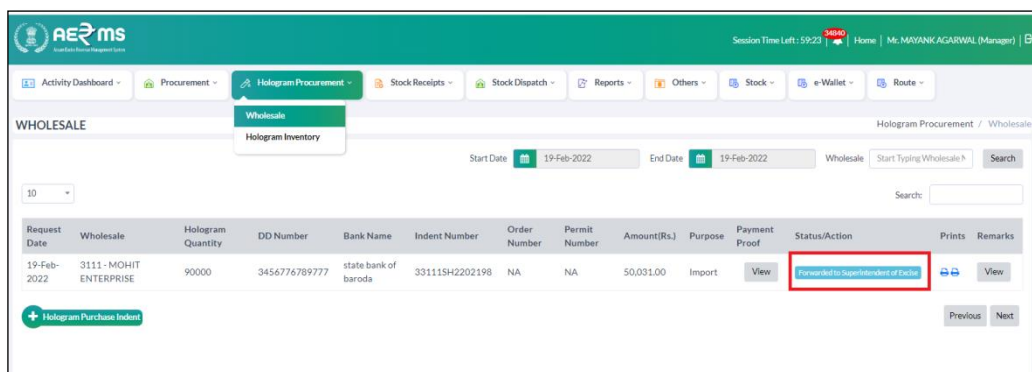
- Once user is logged into the application as Clerk, a dashboard with modules will be shown.



- User needs to click on Hologram Procurement Tab after click on sub tab Bottling unit
- User should go to Wholesale Tab & click on .



- Search indent number and click on dispatch from Hologram officer button in status filed



- Displaying popup Scan permit No & Barcode



- User can Scan either permit No which is on permit dispatch print or Carton barcodes which are available on each carton

Scan Permit No & Barcode

Scan The Permit No

Scan:

Scan The Carton Barcode 3 (OR)

Scan:

- After completing the Scanning displaying pop up complete

183.82.106.234 says complete

OK

Scan Permit No & Barcode

Scan The Permit No

Scan: 10511VP2242

Scan The Carton Barcode 3 (OR)

Scan:

- Click on OK status was changed Hologram Received

Activity Dashboard - Master Data - Procurement - Dispatch - Hologram Procurement - Lab - Reports - Others - Stock - e-Payment - Route

BOTTLING UNIT

Hologram Procurement / Bottling Unit

Start Date: 03-Feb-2022 End Date: 05-Feb-2022 Search

Search: 373

Request Date	Bottling Unit	Hologram Quantity	DD Number	Bank Name	Indent Number	Order Number	Permit Number	Amount(Rs)	Purpose	Payment Proof	Status/Action	Prints	Remarks
03-Feb-2022	1051 - M S AROMA INDIA PVT LTD	90000	4444444444444	ICIC	21051SH22020373	1051H02287	1051VP2242	50,031.00	IMPL	View	Hologram Received	View	View

Hologram Purchase Indent

Previous Next

Completing the Hologram Process

1. Authorization Letter:



Authorization Letter

(Authority letter to receive Holograms from the Hologram Unit Guwahati for FY 2021-2022)

To,

The Officer-In-Charge,
Hologram Unit- Guwahati
Department of Excise, Assam

Details of the Authorized person to receive the Holograms:

Authorized person name : tirumala
Father's Name : sri
Address : sdhsdshshdf
Mobile Number : 7032377956
Aadhaar Number : 666666666666

Name & Address of the Distillery/Bottling Unit:

1 S AROMA INDIA PVT LTD ,
BRAHMAPUTRA INDUSTRIAL PARK,PLOT NO 59-60B,VILLAGE SILA, ,
PO - CHANGSARI,NORTH GUWAHATI,KAMRUP, ASSAM ,
Assam , 781101

It is certified that the above person is authorised to receive the Holograms from the Hologram Unit-Guwahati on submission of valid requisition letter. Specimen signature of the authorised person is attested.

2. Hologram Requisition Letter:



Name of the Distillery/Bottling Unit: M S AROMA INDIA PVT LTD

HOLOGRAM REQUISITION LETTER

Ref 21051SH22020373

Dated 03-FEB-2022

To,

Manufacture- Guwahati (Assam)

Sub:Request for issue of Holograms

Sir,

The subject letter, requested to kindly issue Reference to you are us M S AROMA INDIA PVT LTD the holograms to affix on the bottles as follows:

1.Holograms for IMFL	:	90000(Nos.)
Total Holograms	:	90000(Nos.)

For this, we have enclosed a DD of Rs. **50031** in favour of **Manufacture** Vide DD No **4444444444444** dated **03-FEB-2022** Drawn on **ICIC**.

Mr. MOON DAS
BRAHMAPUTRA
INDUSTRIAL
PARK,PLOT NO
59-60B,VILLAGE
SILA, PO -
CHANGSARI,NORTH
GUWAHATI,KAMRUP,
ASSAM



Mr.
PRITOM
BARUA
BRAHMAPUTRA
INDUSTRIAL
PARK,PLOT
NO 59-
60B,VILLAGE
SILA, PO -
CHANGSARI,NORTH
GUWAHATI,KAMRUP,
ASSAM

Sanjeev Kumar Medhi
Housefed Complex, Dispur,
Guwahati-06 Tienir Assam

3. Officer In charge Letter:

Name of the Distillery/Bottling Unit: M S AROMA INDIA PVT LTD

Ref 21051SH22020373

Dated 03-FEB-2022

To,

Commissioner of Excise, Assam
Housefed Complex- Guwahati

It is certified that M S AROMA INDIA PVT LTD is having available stock as detailed above and you are requested to kindly approve the requisition for total 90000 (Nos.) of Holograms as per above requisition

Mr. MOON DAS
BRAHMAPUTRA
INDUSTRIAL
PARK,PLOT NO
59-60B,VILLAGE
SILA, PO -
CHANGSARI,NORTH
GUWAHATI,KAMRUP,
ASSAM
Assam -781101
Manager



Mr.
PRITOM
BARUA
BRAHMAPUTRA
INDUSTRIAL
PARK,PLOT
NO 59-
60B,VILLAGE
SILA, PO -
CHANGSARI,NORTH
GUWAHATI,KAMRUP,
ASSAM
Assam
-781101
Officer

Sanjeev Kumar Medhi
Housefed Complex, Dispur,
Guwahati-06 Dispur,Assam
Assam Guwahati-781006
Additional Commissioner of
Excise, Assam



4. Hologram Dispatch Permit:

অসম চৰকাৰ




GOVERNMENT OF ASSAM
OFFICE OF THE COMMISSIONER OF EXCISE ::ASSAM::GUWAHATHI

HOLOGRAM DISPATCH PERMIT

Bottling Unit Name	:	M S AROMA INDIA PVT LTD
Indent Number	:	21051SH22020373
Indented Quantity	:	90000
Purpose	:	IMFL
Invoice number	:	5454645
Issue Date	:	03-Feb-2022
Permit number	:	1051IVP2242
Hologram Start No	:	10512202001230001
Hologram End No	:	10512202001320000



03-Feb-2022 08:21:59 PM



Mr. NARENDRA

Hologram Officer