



AERms
Assam Excise Revenue Management System

HOLOGRAM FOR CSD

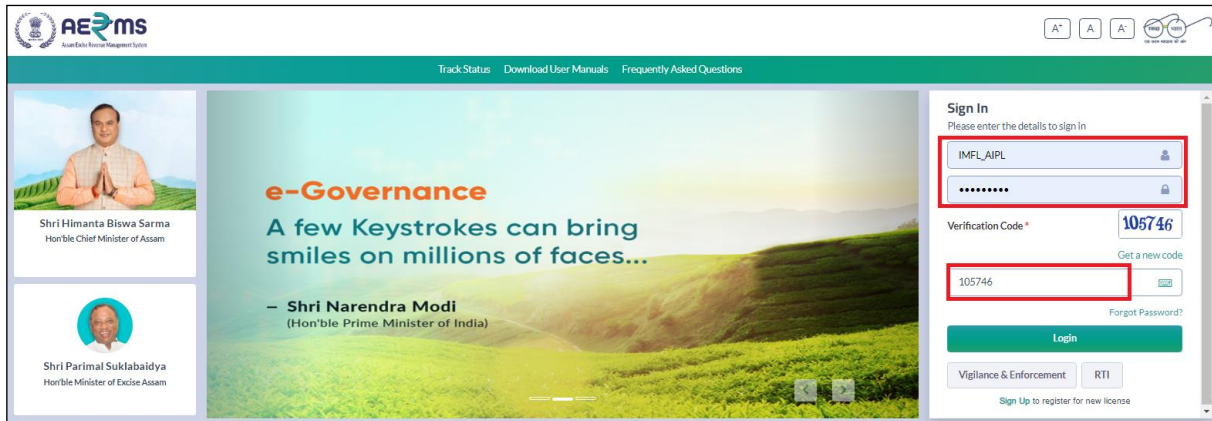
User Reference Manual

C-TEL INFOSYSYSTEMS PVT. LTD
Hyderabad, Telangana

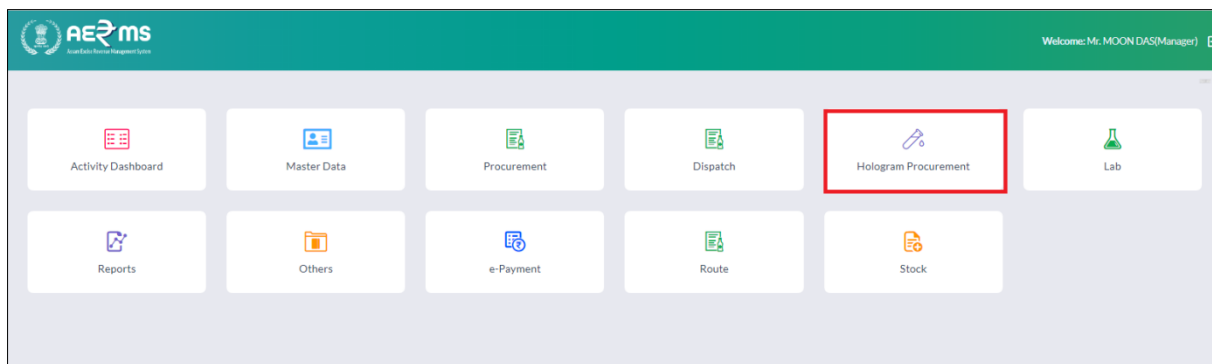
HOLOGRAM PROCUREMENT PROCESS

Login Page For Bottling unit manager:

- User needs to access the web application using the provided URL <https://stateexcise.assam.gov.in>
- Once login page appears, Clerk should provide valid credentials and should click on login.



- Once user is logged into the application as Clerk, a dashboard with modules will be shown.



- User needs to click on Hologram Procurement Tab after click on sub tab Bottling unit



- User should go to CSD Indent Tab & click on .

Session Time Left : 59:46 | Home | Mr. AREA MANAGER(NARANGI) (Manager) |

License Management | Procurement | **Hologram Procurement** | Stock Receipts | Stock Dispatch | Reports | Others | Stock | e-Payment | e-Wallet | Route

CSD Indent

Hologram Procurement / CSD

Start Date: 21-Feb-2022 | End Date: 21-Feb-2022 | CSD | Start Typing CSD Name | Search

10 | Search:

Request Date	CSD	Hologram Quantity	DD Number	Bank Name	Indent Number	Order Number	Permit Number	Amount(Rs.)	Purpose	Payment Proof	Status/Action	Prints	Remarks
No data available													

+ Hologram Purchase Indent | Previous | Next

- Need to Raise Indent in Applicant login.

Session Time Left : 59:53 | M S AROMA INDIA PVT LTD | Home | Mr. MOON DAS (Manager) |

Activity Dashboard | Master Data | Procurement | Dispatch | **Hologram Procurement** | Lab | Reports | Others | Stock | e-Payment | Route

BOTTLING UNIT

Hologram Procurement / Bottling Unit

Start Date: 03-Feb-2022 | End Date: 03-Feb-2022 | Search

10 | Search:

Request Date	Bottling Unit	Hologram Quantity	DD Number	Bank Name	Indent Number	Order Number	Permit Number	Amount(Rs.)	Purpose	Payment Proof	Status/Action	Prints	Remarks
03-Feb-2022	1051 - M S AROMA INDIA PVT LTD	30000	2323222	SBI	21051SH22020369	NA	NA	16,677.00	IMFL	View	Forwarded To Head Quarters	🖨️	View
03-Feb-2022	1051 - M S AROMA INDIA PVT LTD	60000	1010	icici	21051SH22020371	1051HO2284	1051VP2240	33,354.00	IMFL	View	Hologram Received	🖨️	View
03-Feb-2022	1051 - M S AROMA INDIA PVT LTD	60000	1111	sbi	21051SH22020372	1051HO2285	NA	33,354.00	IMFL	View	Forwarded to manufacturer	🖨️	View
03-Feb-2022	1051 - M S AROMA INDIA PVT LTD	30000	12222112	bb	21051SH22020367	1051HO2282	1051VP2238	16,677.00	IMFL	View	Forwarded to manufacturer	🖨️	View
03-Feb-2022	1051 - M S AROMA INDIA PVT LTD	30000	22222	sbi	21051SH22020368	1051HO2281	NA	16,677.00	IMFL	View	Forwarded to manufacturer	🖨️	View
03-Feb-2022	1051 - M S AROMA INDIA PVT LTD	90000	32523523523523	ICIC	21051SH22020370	1051HO2283	1051VP2239	50,031.00	IMFL	View	Hologram Received	🖨️	View

+ Hologram Purchase Indent | Previous | Next

- Click on '+ Hologram Procurement Indent' to Raise the Indent.
- Getting Hologram Procurement Indent Pop Up
- Fill the all mandatory fields.

- Upload the supporting document required while Hologram Process

Hologram Procurement Indent

Bottling Unit* 1051 - M S AROMA INDIA PVT LTD

Purpose* Select

Hologram Color* Please enter hologram color

Hologram Image*

Carton Quantity* Provide Enter Carton Quantity

Hologram Order Quantity* Provide Quantity In Multiples

DD No* Please enter DD no

Save Cancel

- Enters the Remarks against the Hologram indent raise by Hologram manager and Click on Save Button .

183.82.106.234 says
Are You Sure you want to raise the indent ?
OK Cancel

Hologram Procurement Indent

Carton Quantity* 3

Hologram Order Quantity* 90000

DD No* 444444444444

DD Amount* 50031.00

DD Date* 03-Feb-2022

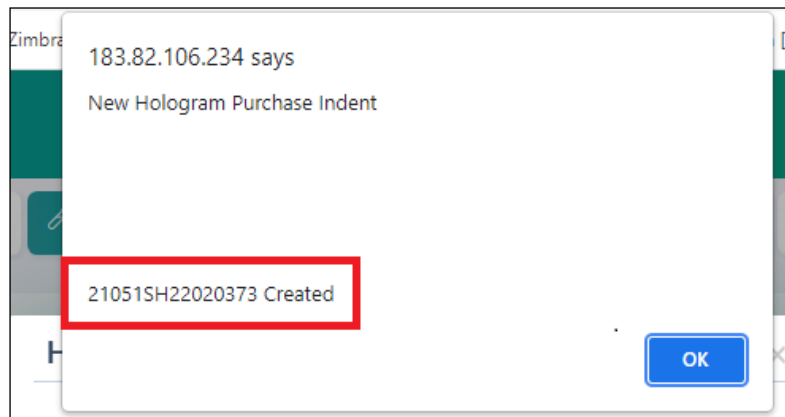
Upload DD Copy* Choose File Screenshot.png

Bank Name* ICIC

Remark* dgsdgsdgsdgs

Save Cancel

- Click Save after that alert/popup Message is displayed .



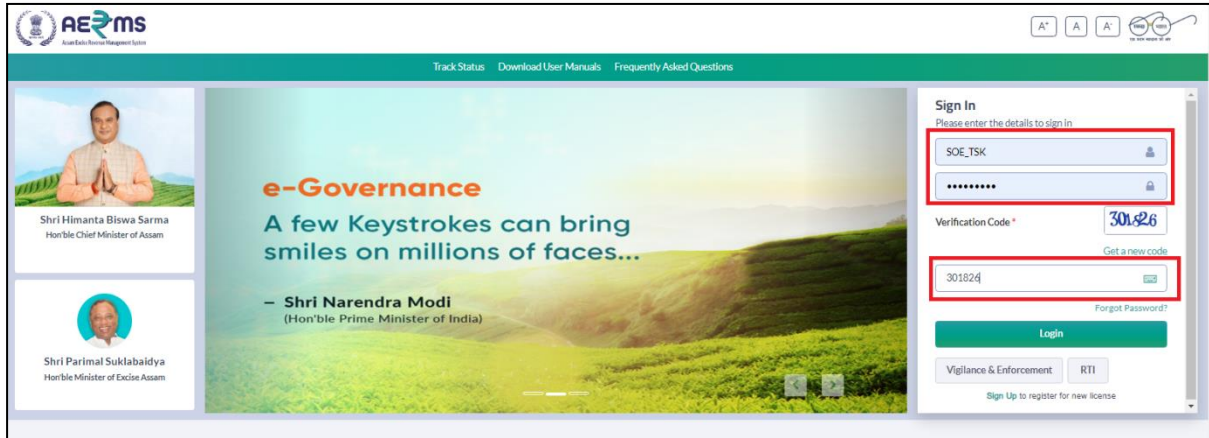
- Then click on OK button After that system automatically generate indent number.

Request Date	Bottling Unit	Hologram Quantity	DD Number	Bank Name	Indent Number	Order Number	Permit Number	Amount(Rs.)	Purpose	Payment Proof	Status/Action	Prints	Remarks
03-Feb-2022	1051 - M.S.AROMA INDIA PVT LTD	90000	4444444444444	ICIC	21051SH22020373	NA	NA	50,031.00	IMFL	View	Forwarded to Inspector of Excise	Print	View

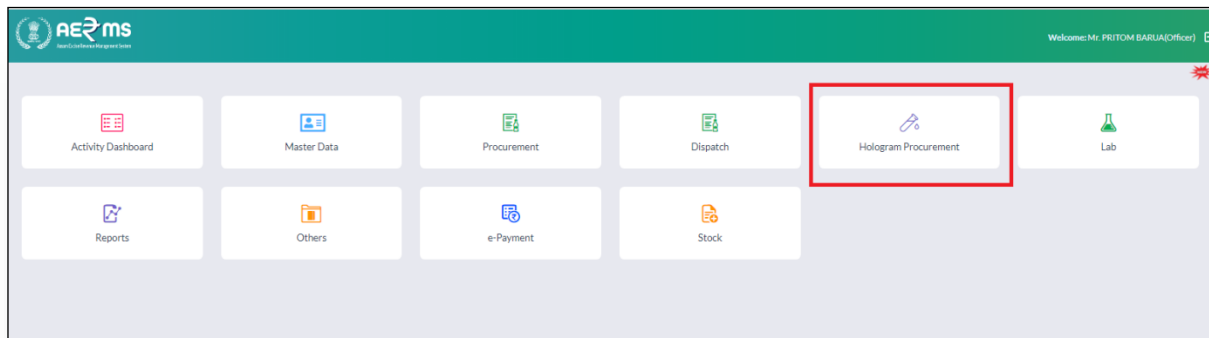
- Displaying CSD View page then status is changed .
- Application Forwarded to Superintendent of Excise & displaying the applicant login
- After we need to login Superintendent of Excise

SUPERINTENDENT OF EXCISE:

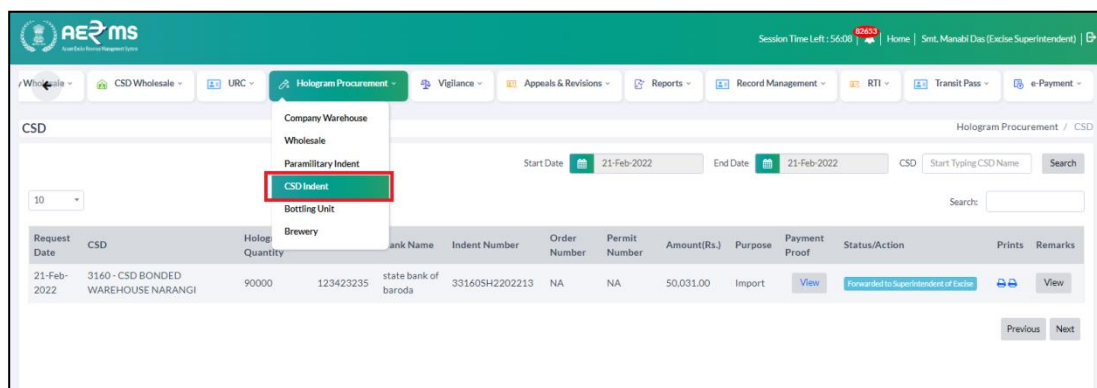
- Login as Superintendent of Excise with valid user credentials



- Click on Hologram Procurement main icon in Superintendent of Excise Login



- After that click on Wholesale sub tab and Displaying view page





- Search for Indent Number after displaying the Indent application in superintendent of excise login page.

The screenshot shows the AERMS interface with the following details:

- Session Time Left: 59:24
- User: Smt. Manabi Das (Excise Superintendent)
- Navigation: Activity Dashboard, Master Data, Paramilitary, Brand Label Registration, Dashboard, Distillery, Master Data, Denatured Wholesale, Absolute Alcohol, Company
- Section: Hologram Procurement / CSD
- Filters: Start Date: 01-Feb-2022, End Date: 21-Feb-2022
- Search: Start Typing CSD Name, Search: 33160SH2202213
- Table Data:

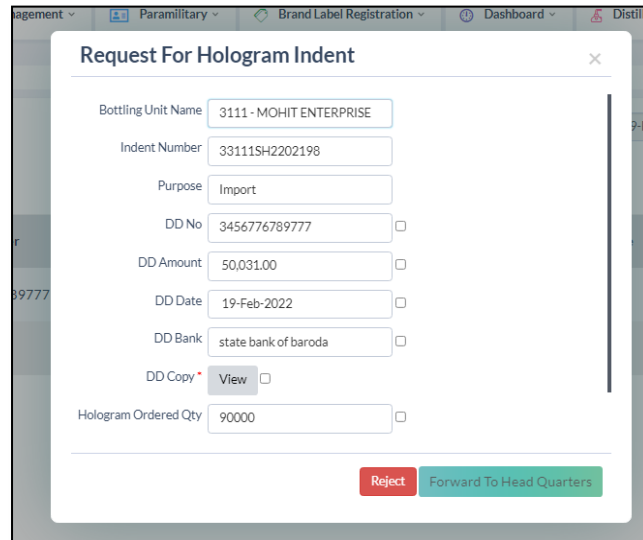
Request Date	CSD	Hologram Quantity	DD Number	Bank Name	Indent Number	Order Number	Permit Number	Amount(Rs.)	Purpose	Payment Proof	Status/Action	Prints	Remarks
21-Feb-2022	3160 - CSD BONDED WAREHOUSE NARANGI	90000	123423235	state bank of baroda	33160SH2202213	NA	NA	50,031.00	Import	View	Forwarded to Superintendent of Excise	Prints	View

- After that click on Forwarded to superintendent of excise button in Status filed
- Getting popup is Request for hologram Indent.

This screenshot is identical to the previous one, but with a red box highlighting the 'Forwarded to Superintendent of Excise' button in the 'Status/Action' column of the table.

- Fill all the details and select all check boxes with Remarks.

- Uploaded DD copy and click on Forward to Head Quarters button

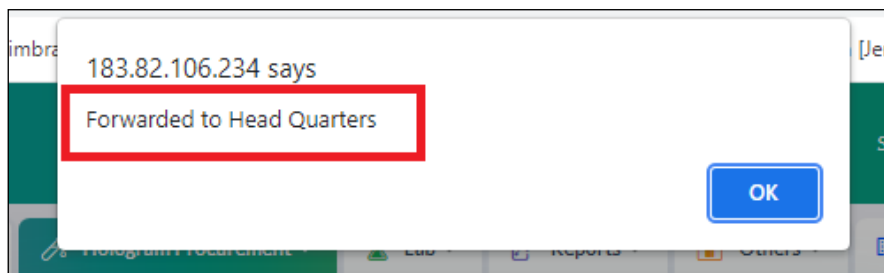


The screenshot shows a web form titled "Request For Hologram Indent". The form contains the following fields and values:

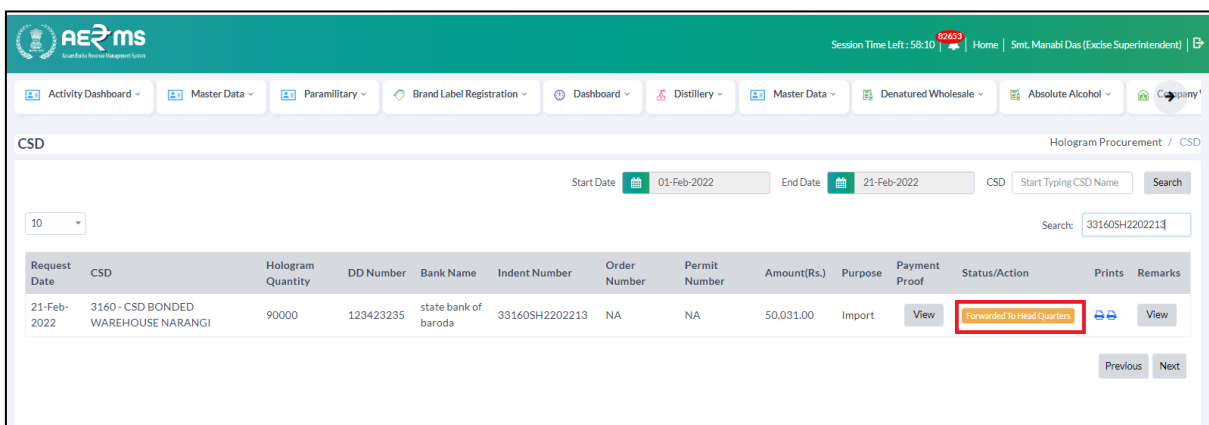
- Bottling Unit Name: 3111 - MOHIT ENTERPRISE
- Indent Number: 33111SH2202198
- Purpose: Import
- DD No: 3456776789777
- DD Amount: 50,031.00
- DD Date: 19-Feb-2022
- DD Bank: state bank of baroda
- DD Copy: View
- Hologram Ordered Qty: 90000

At the bottom of the form, there are two buttons: "Reject" (red) and "Forward To Head Quarters" (green).

- Click Forward Button after that alert/popup Message is displayed .



- After Click on ok Button in superintendent of excise login.



The screenshot shows the AERMS interface for "Hologram Procurement / CSD". It includes a table with the following data:

Request Date	CSD	Hologram Quantity	DD Number	Bank Name	Indent Number	Order Number	Permit Number	Amount(Rs.)	Purpose	Payment Proof	Status/Action	Prints	Remarks
21-Feb-2022	3160 - CSD BONDED WAREHOUSE NARANGI	90000	123423235	state bank of baroda	33160SH2202213	NA	NA	50,031.00	Import	View	Forwarded to Head Quarters	Prints	View

Below the table, there are "Previous" and "Next" navigation buttons.

- And then Displaying the Bottling unit View page after that application forwarded to Head Quarters
- Application Forwarded to Head Quarters
- After we need login Head Quarters

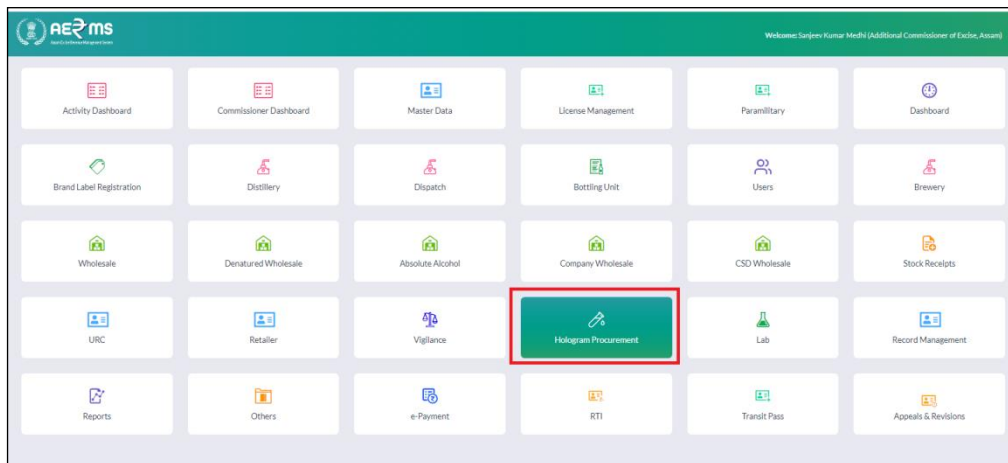


HEAD QUARTERS LOGIN:

- Login as Head Quarter with valid user credentials



- Click on Hologram Procurement main icon and click on Bottling Unit sub tab



- Search for Indent Number after displaying the Indent in Quarters Login.



Session Time Left: 59:55 | Home | Rakesh Agarwala (Commissioner Of Excise)

Activity Dashboard | Commissioner Dashboard | Master Data | License Management | Paramilitary | Brand Label Registration | Dashboard | Distillery | Bottling Unit

CSD Hologram Procurement / CSD

Start Date: 21-Feb-2022 | End Date: 21-Feb-2022 | CSD Start Typing CSD Name: Search

Search: 33160SH2202213

Request Date	CSD	Hologram Quantity	DD Number	Bank Name	Indent Number	Order Number	Permit Number	Amount(Rs.)	Purpose	Payment Proof	Status/Action	Prints	Remarks
21-Feb-2022	3160 - CSD BONDED WAREHOUSE NARANGI	90000	123423235	state bank of baroda	33160SH2202213	NA	NA	50,031.00	Import	View	Forwarded to Head Quarters	Prints	View

Previous Next

- After that click on Forwarded to Head Quarters button in Status filed

Session Time Left: 58:54 | Home | Rakesh Agarwala (Commissioner Of Excise)

Activity Dashboard | Commissioner Dashboard | Master Data | License Management | Paramilitary | Brand Label Registration | Dashboard | Distillery | Bottling Unit

CSD Hologram Procurement / CSD

Start Date: 21-Feb-2022 | End Date: 21-Feb-2022 | CSD Start Typing CSD Name: Search

Search: 33160SH2202213

Request Date	CSD	Hologram Quantity	DD Number	Bank Name	Indent Number	Order Number	Permit Number	Amount(Rs.)	Purpose	Payment Proof	Status/Action	Prints	Remarks
21-Feb-2022	3160 - CSD BONDED WAREHOUSE NARANGI	90000	123423235	state bank of baroda	33160SH2202213	NA	NA	50,031.00	Import	View	Forwarded to Head Quarters	Prints	View

Previous Next

- Getting popup Request for Hologram Indent ,enter series & remarks after click on send request Button

Request For Hologram Indent

DD No: 44444444444444 ✓

DD Amount: 50,031.00 ✓

DD Date: 03-Feb-2022 ✓

DD Bank: ICIC ✓

DD Copy: View ✓

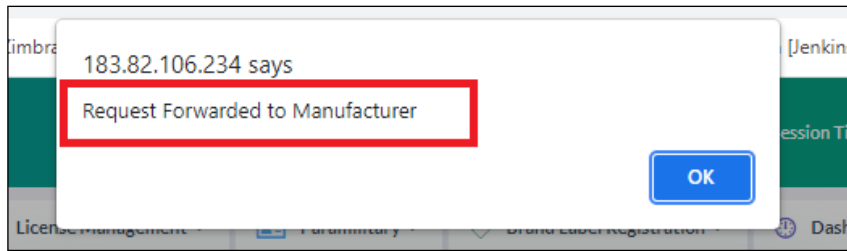
Hologram Ordered Qty: 90000 ✓

Series: PLEASE ENTER SERIES

Remark: Please enter remark

Reject Send Request

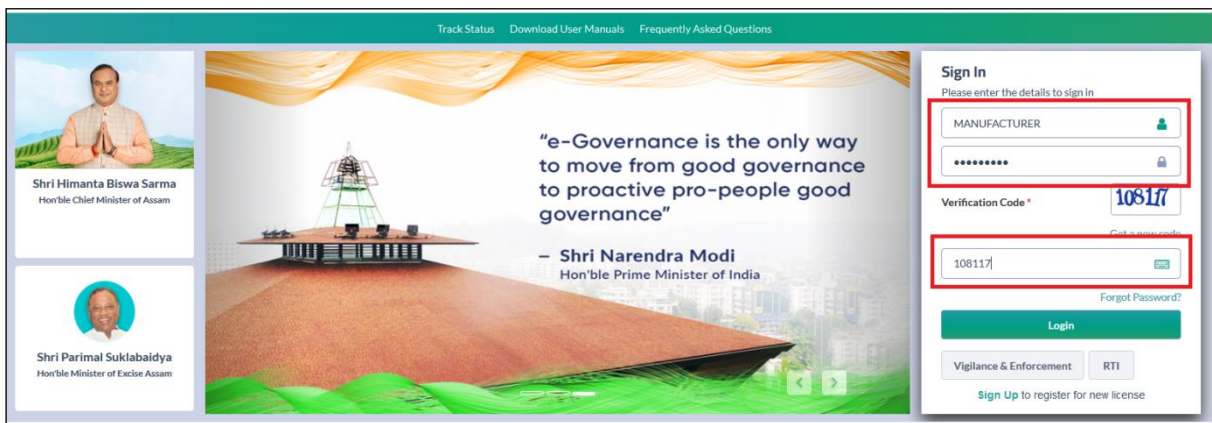
- Click Send Request Button after that alert/popup Message is displayed .



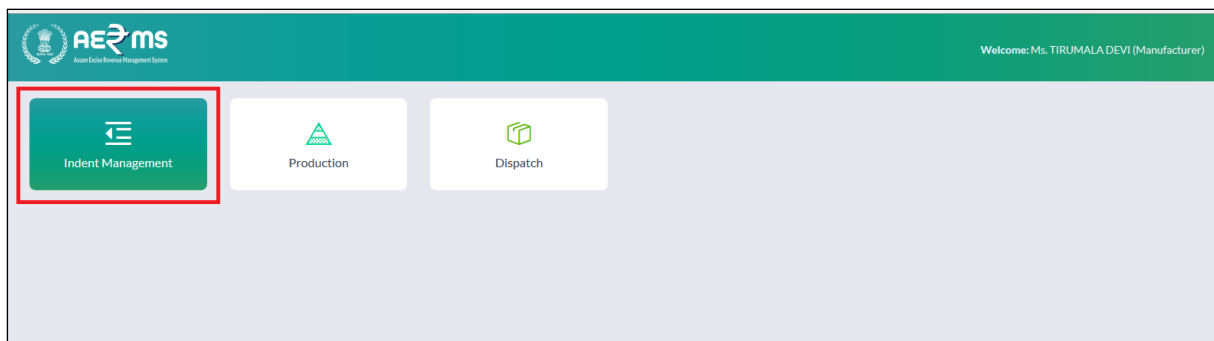
- Request forwarded to manufacturer then click on **OK**
- We need to login manufacturer in Firefox

MANUFACTURER LOGIN:

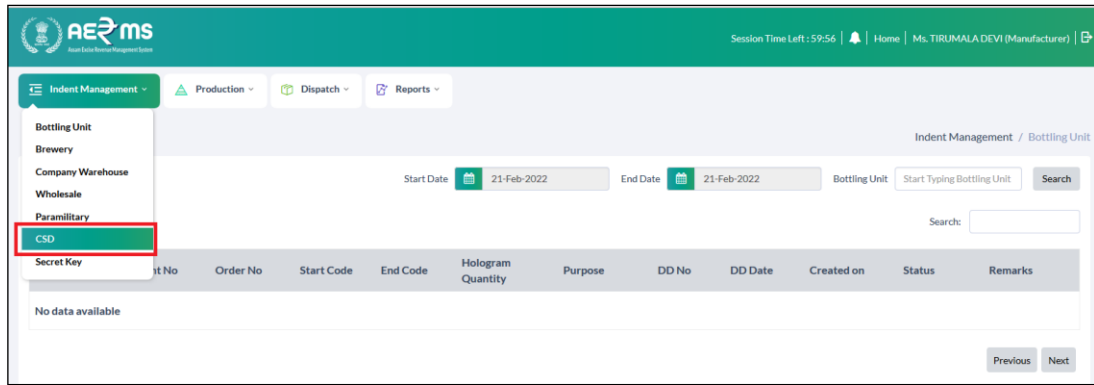
- Login as manufacturer with valid user credentials



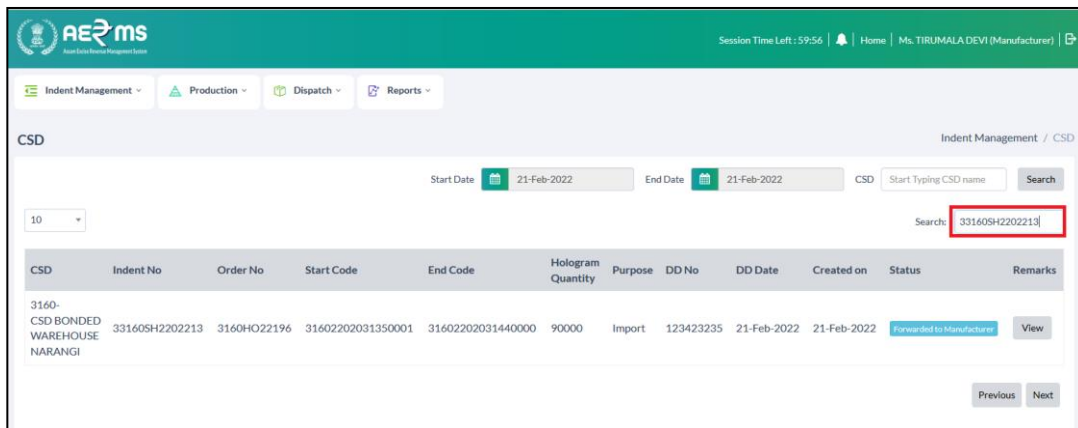
- Click on Indent Management tab in main icon



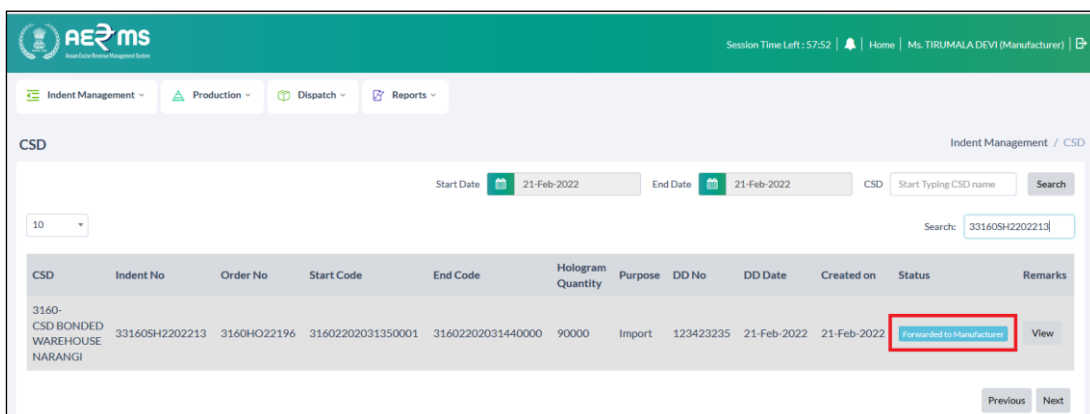
- After that select sub of CSD in manufacturer login



- Search for Indent Number after displaying the Indent in Manufacturer login.



- After that click on Forwarded to Manufacturer button in Status filed



- Getting popup Request for head quarters Indent after that click on Schedule for Production Button in manufacturer login.

Request From Head Quarters

Bottling Unit/Wholesale Name: M S AROMA INDIA PVT LTI

Hologram Ordered Qty: 90000

DD No: 444444444444

DD Amount: 50031

DD Date: 03-Feb-2022

DD Copy: View

Bank Name: ICIC

- Verify all details after click on Schedule for production Button

DD Date: 03-Feb-2022

DD Copy: View

Bank Name: ICIC

Start Code: 10512202001230001

End Code: 10512202001320000

Series: 1111111

Purpose: IMFL

Production Schedule Date: 03-Feb-2022

Schedule For Production

- Click Schedule for production Button after that popup Message is displayed Production Scheduled

Production Scheduled

OK



- After click on Production tab in manufacturer login

The screenshot shows the AERMS manufacturer login interface. The 'Production' tab is highlighted with a red box. Below the navigation bar, there are filters for 'Start Date' (21-Feb-2022) and 'End Date' (21-Feb-2022). A search bar contains the text '33160SH202213'. A table lists production details for CSD 3160-CSD BONDED WAREHOUSE NARANGI. The 'Status' field has a 'Forwarded to Manufacturer' button and a 'View' button.

CSD	Indent No	Order No	Start Code	End Code	Hologram Quantity	Purpose	DD No	DD Date	Created on	Status	Remarks
3160-CSD BONDED WAREHOUSE NARANGI	33160SH202213	3160HO22196	31602202031350001	31602202031440000	90000	Import	123423235	21-Feb-2022	21-Feb-2022	Forwarded to Manufacturer	View

- Search for Indent Number after displaying the Indent in Manufacturer login.

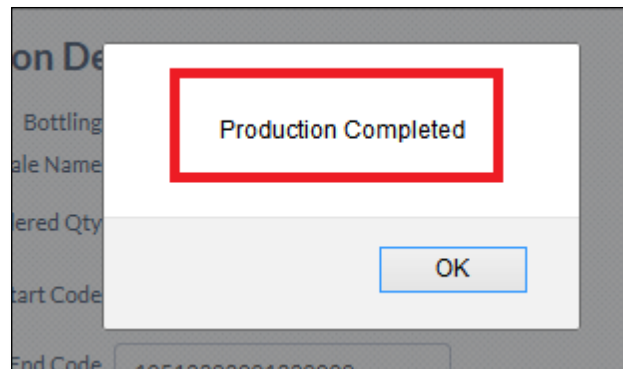
The screenshot shows the AERMS manufacturer login interface with the 'Production' tab selected. The 'Start Date' and 'End Date' are set to 03-Feb-2022. The search bar contains the text '373'. A table lists production details for Bottling Units/Brewery /Wholesale 1051-M S AROMA INDIA PVT LTD. The 'Indent No' field is highlighted with a red box, and the 'Status' field has a 'PRODUCTION SCHEDULED' button highlighted with a red box.

Bottling Units/Brewery /Wholesale	Indent No	Order No	Start Code	End Code	Hologram Quantity	Production Scheduled Date	Purpose	Status
1051-M S AROMA INDIA PVT LTD	21051SH22020373	1051HO2287	10512202001230001	10512202001320000	90000	03-Feb-2022	IMFL	PRODUCTION SCHEDULED

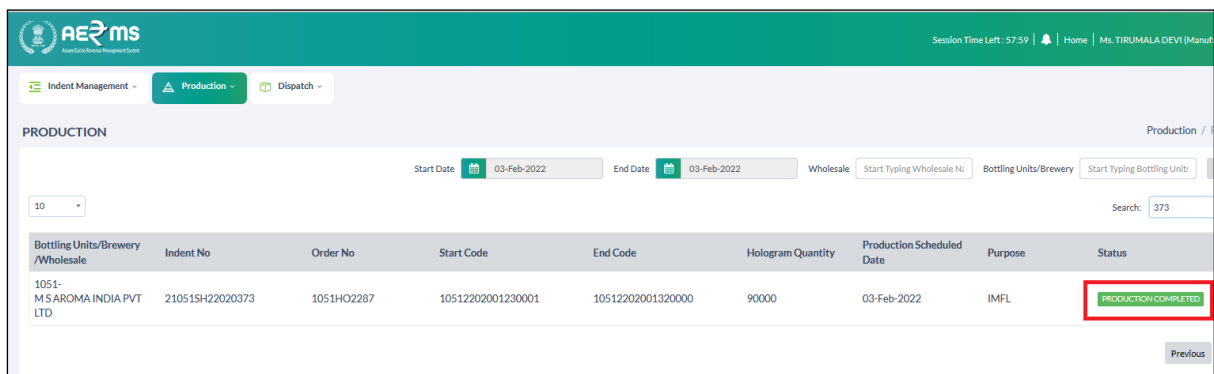
- Click on Production Schedule button in status field after getting pop Production details and then click on Production Completed button

The screenshot shows a 'Production Details' pop-up window. The fields are: Bottling Units/Wholesale Name: M S AROMA INDIA PVT LTD; Hologram Ordered Qty: 90000; Start Code: 10512202001230001; End Code: 10512202001320000; Series: 1111111; Production Schedule Date: 03-Feb-2022; Purpose: IMFL(Silver). The 'Production Completed' button is highlighted with a red box.

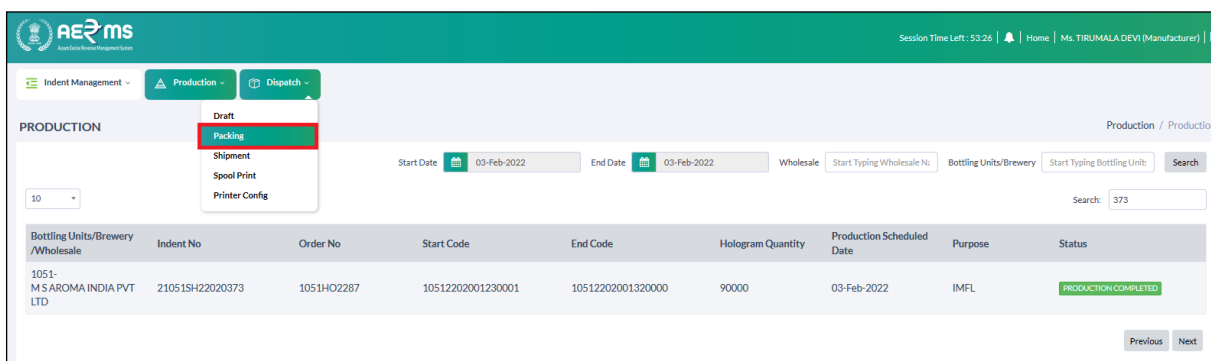
- Click on production Completed Button after that popup Message is displayed Production Completed



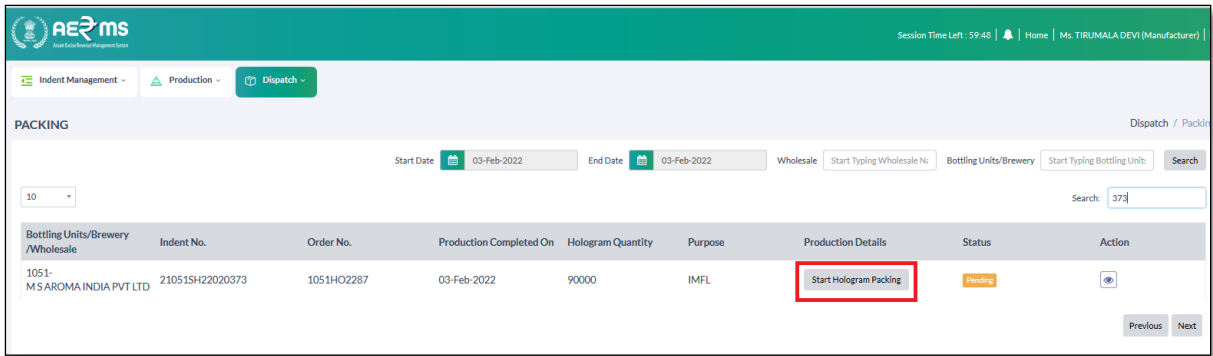
- After status is changed production completed in manufacturer login



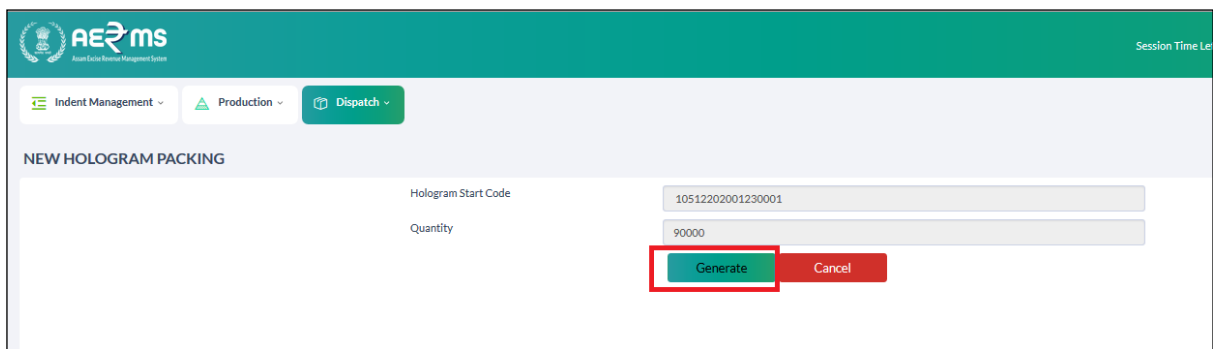
- Then click on Dispatch tab after we need to click packing sub tab.



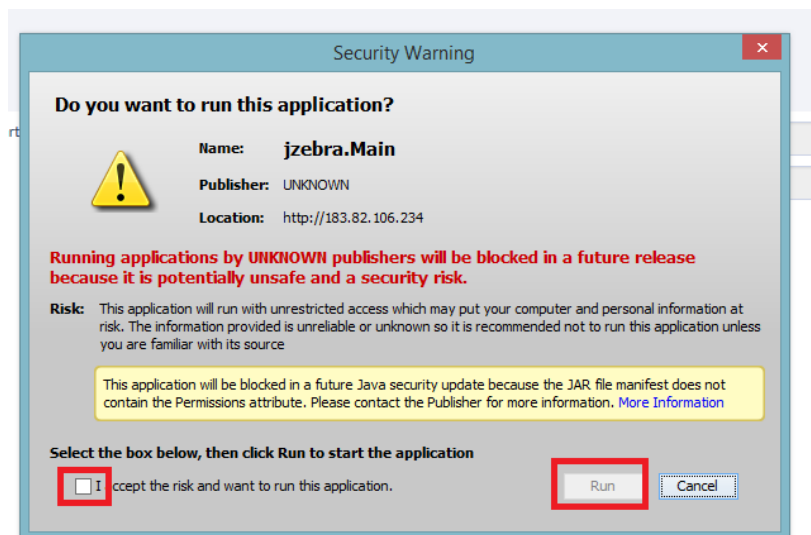
- Search for Indent Number after displaying the Indent in Manufacturer login.



- Click on Start Hologram packing in production details field.
- New Hologram packing page is displaying



- Getting java plug-in security popup
- Select check box and click on Run



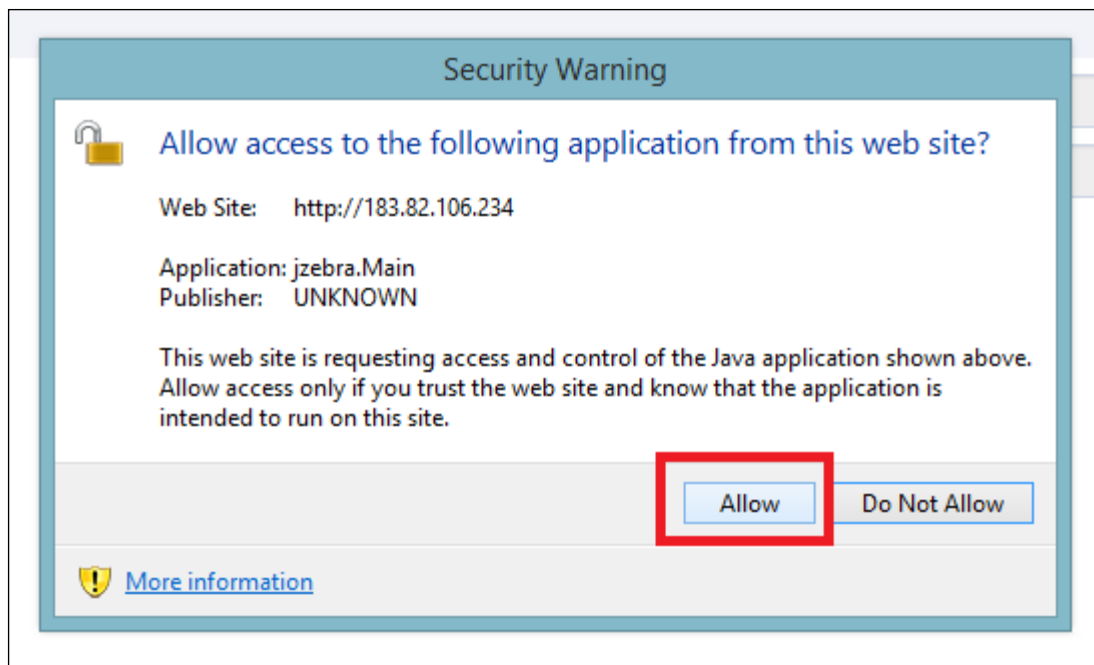
- After displaying New Hologram packing page and click on generate button

NEW HOLOGRAM PACKING

Hologram Start Code: 10512202001230001

Quantity: 90000

- Again security alert popup is getting and click on allow



- Automatically getting Spool & Cartoon Codes in TSC Printer
- Spool code start with **SB**, Cartoon code start with **89**

Spool code:



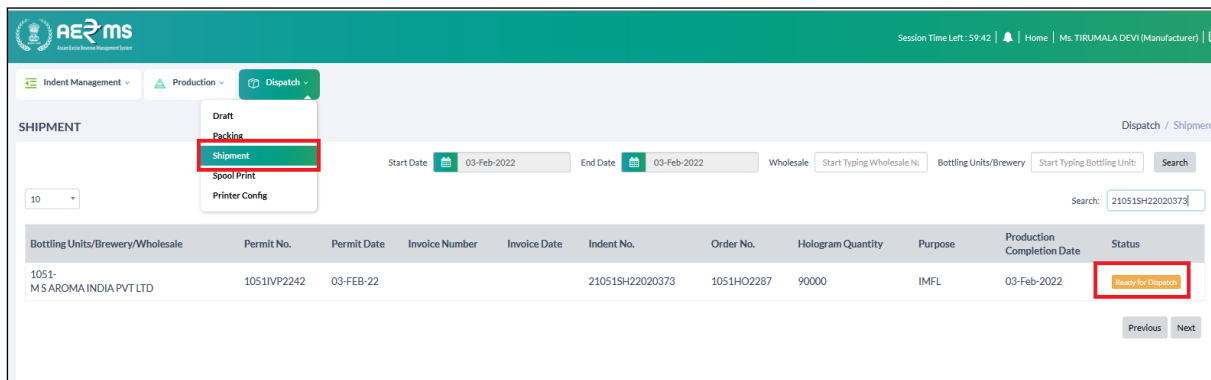
Cartoon code:



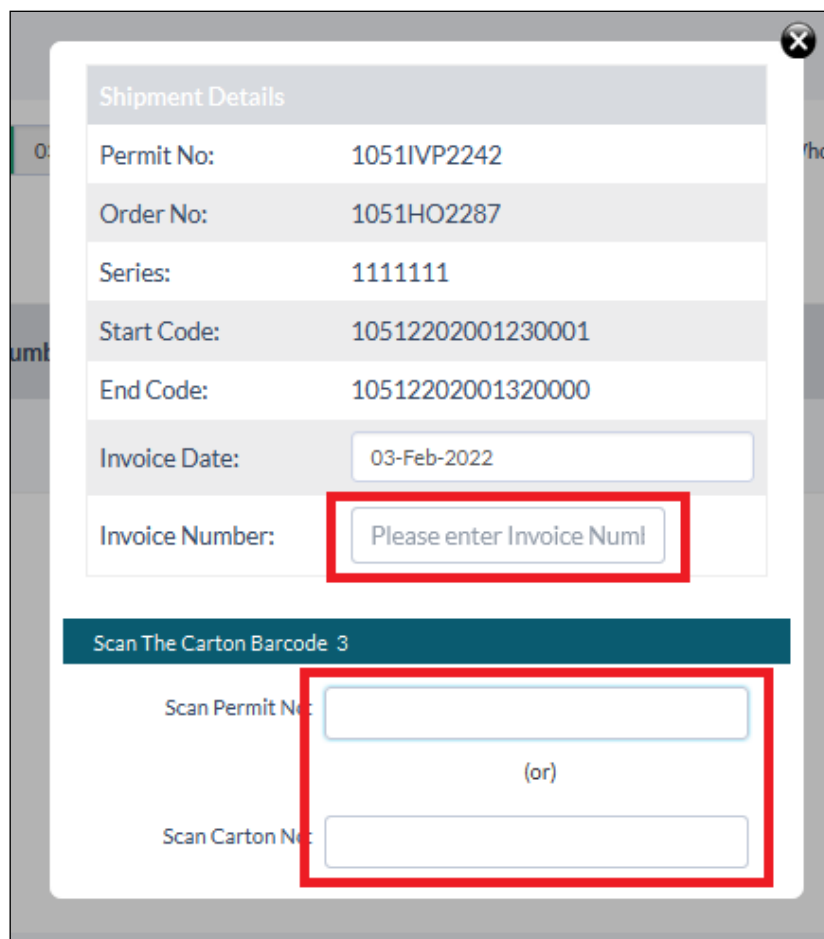
- Automatically getting Spool & Cartoon Codes in TSC Printer .



- Completing the Spool and Cartoon bar code scanning process after indent go to shipment tab

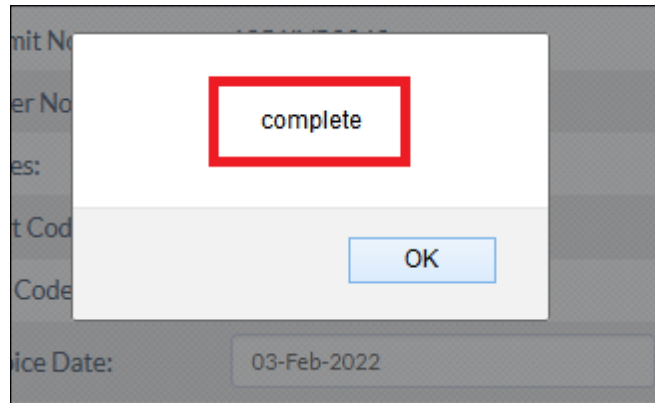


- Status is changed to displaying Ready to Dispatch
- We Need to click on ready to dispatch button in status field

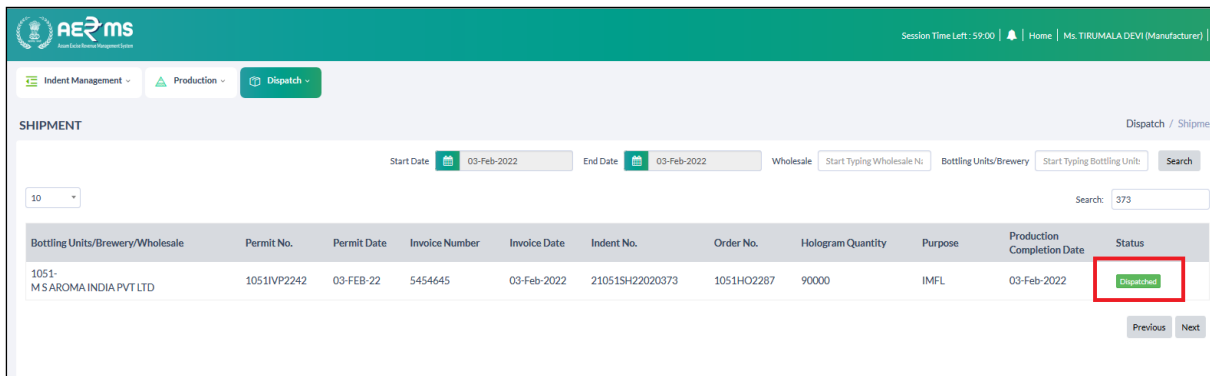


- After Getting pop for shipment details.
- Enter Invoice Number & given date for invoice
- Scan Permit No Or Scan Carton No after click on tab

- Getting popup complete



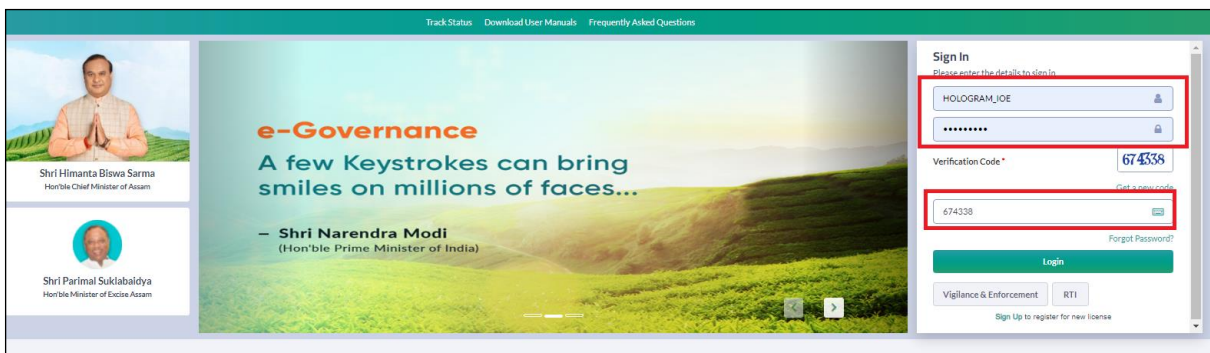
- Change status for Dispatch in manufacturer login shipment view page



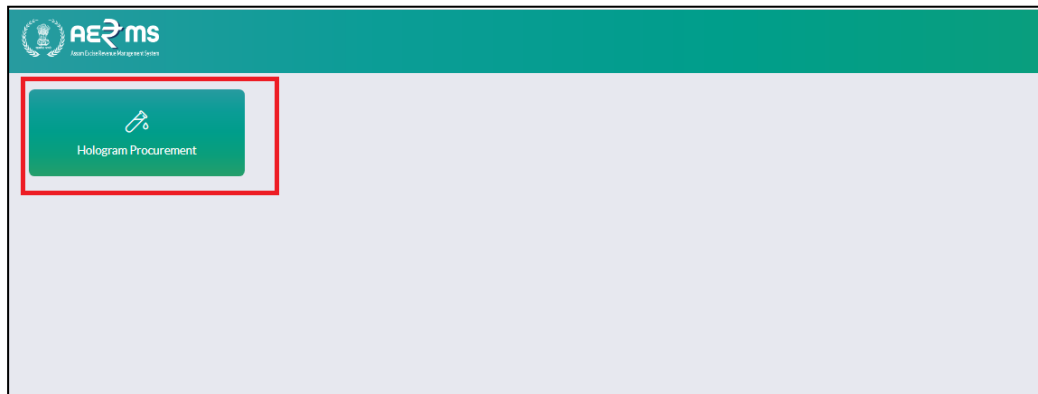
- We need login Hologram IOE.

Hologram IOE:

- Login as Hologram IOE with valid user credentials

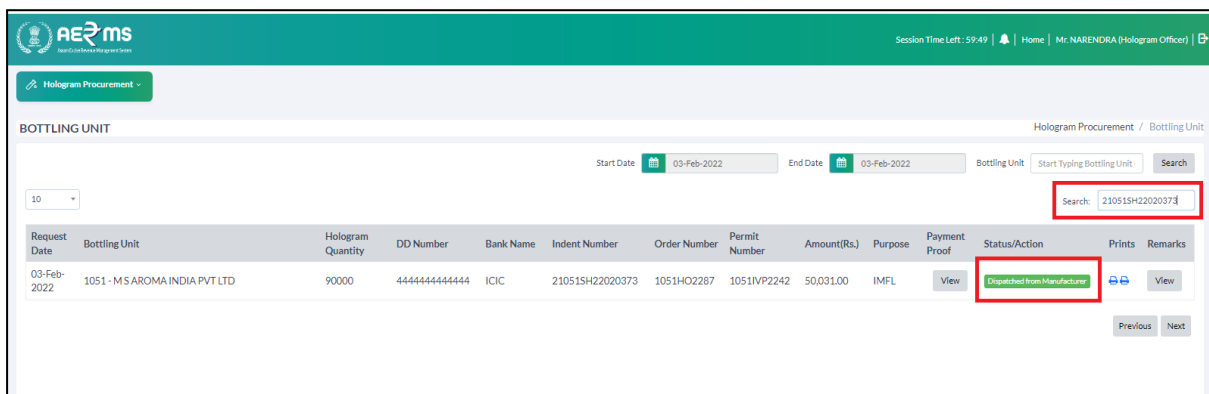


- Click on Hologram Procurement main icon

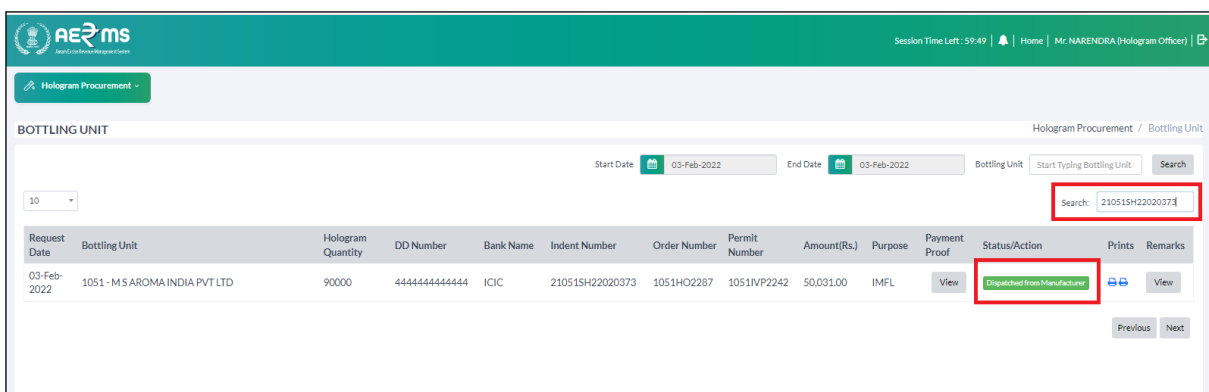


- Displaying Bottling unit view page and search indent number

- Status is displaying Dispatch from manufacturer



- Status is displaying Dispatch from manufacturer
- After we need to click dispatch from manufacturer button in status field



- Displaying Popup page Scan Permit No & Barcode

Scan Permit No & Barcode [X]

Scan The Permit No

Scan:

Scan The Carton Barcode 3 (OR)

Scan:

- User can Scan either permit No which is on permit dispatch print or Carton barcodes which are available on each carton
- Once scanning was completed after displaying popup is completed.

index.php/SH/shindent_view

Testing Tu... [Zimbra] [Jenkins] W3ScF

183.82.106.234 says

complete

OK

Start Date 03-Feb-2022 End Date 03-Feb-2022

Scan Permit No & Barcode [X]

Scan The Permit No

Scan: 1051VP2242

Scan The Carton Barcode 3 (OR)

Scan:

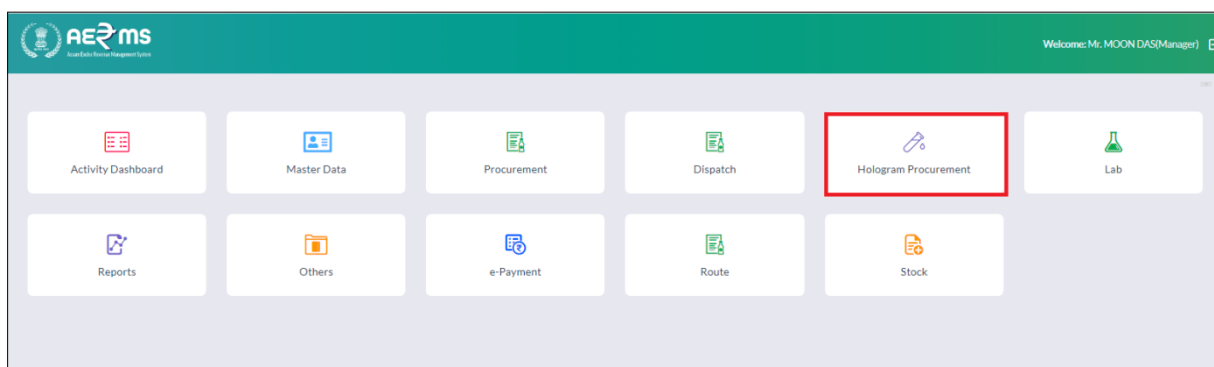
- After click on ok status was changed to Forwarded to Manager.

Request Date	Bottling Unit	Hologram Quantity	DD Number	Bank Name	Indent Number	Order Number	Permit Number	Amount(Rs.)	Purpose	Payment Proof	Status/Action	Prints	Remarks
03-Feb-2022	1051 - M S AROMA INDIA PVT LTD	90000	44444444444444	ICIC	21051SH22020373	1051HO2287	1051VP2242	50,031.00	IMFL	View	Forwarded to manager	Print	View

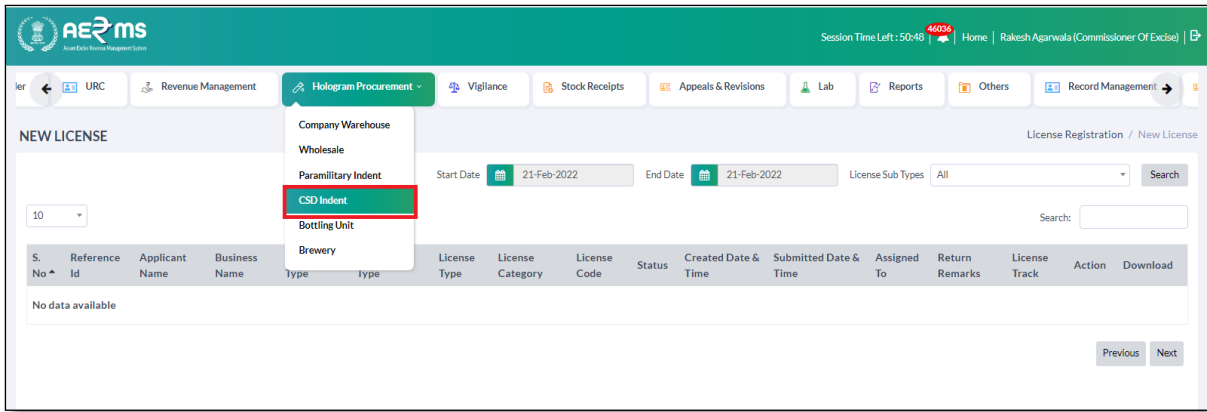
- We need to login manager for bottling unit

CSD manager login:

- Once user is logged into the application as Clerk, a dashboard with modules will be shown.



- User needs to click on Hologram Procurement Tab after click on sub tab Bottling unit
- User should go to CSD Tab & click on .



NEW LICENSE

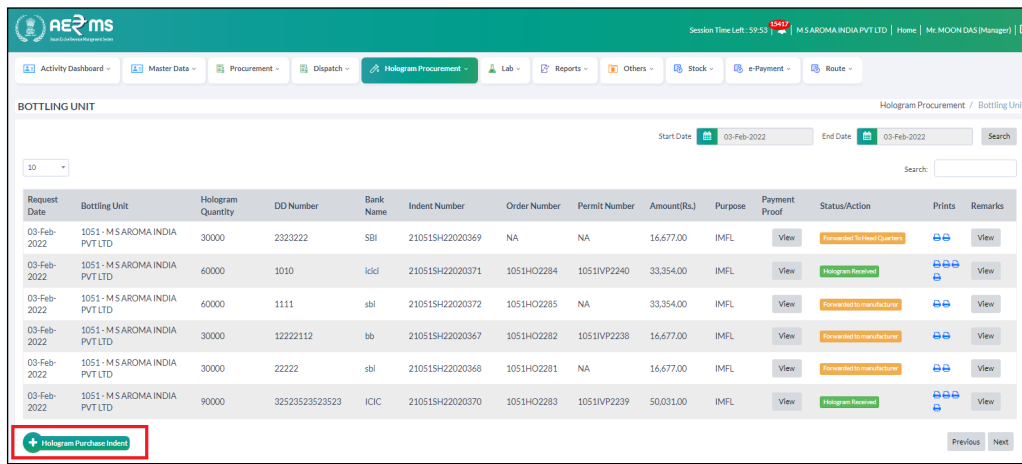
Start Date: 21-Feb-2022 End Date: 21-Feb-2022 License Sub Types: All

Search: []

S. No	Reference Id	Applicant Name	Business Name	Type	Type	License Type	License Category	License Code	Status	Created Date & Time	Submitted Date & Time	Assigned To	Return Remarks	License Track	Action	Download
No data available																

Previous Next

- Click on CSD sub tab to Applicant login



BOTTLING UNIT

Start Date: 03-Feb-2022 End Date: 03-Feb-2022

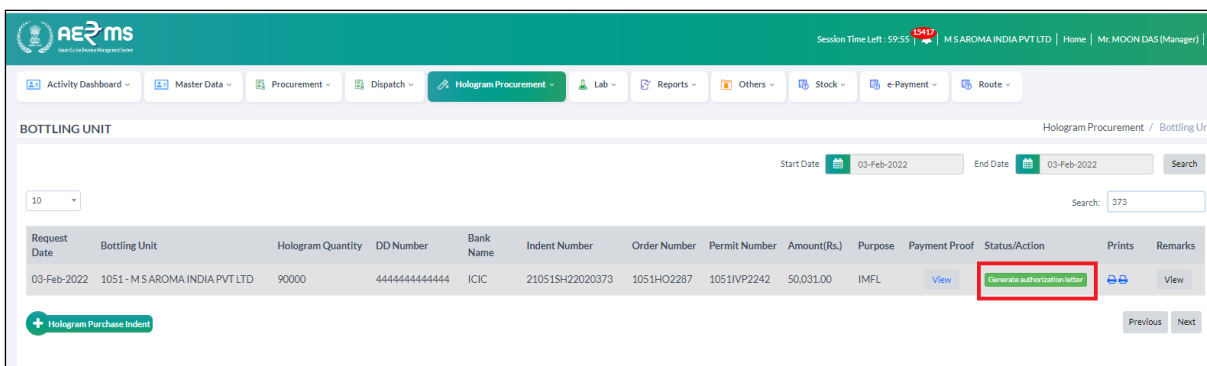
Search: []

Request Date	Bottling Unit	Hologram Quantity	DD Number	Bank Name	Indent Number	Order Number	Permit Number	Amount(Rs.)	Purpose	Payment Proof	Status/Action	Prints	Remarks
03-Feb-2022	1051 - M S AROMA INDIA PVT LTD	30000	2323222	SBI	21051SH22020369	NA	NA	16,677.00	IMFL	View	Forwarded To Head Quarter	Prints	View
03-Feb-2022	1051 - M S AROMA INDIA PVT LTD	60000	1010	icdi	21051SH22020371	1051HO2284	1051IVP2240	33,354.00	IMFL	View	Hologram Received	Prints	View
03-Feb-2022	1051 - M S AROMA INDIA PVT LTD	60000	1111	sbi	21051SH22020372	1051HO2285	NA	33,354.00	IMFL	View	Forwarded to manufacturing	Prints	View
03-Feb-2022	1051 - M S AROMA INDIA PVT LTD	30000	12222112	bb	21051SH22020367	1051HO2282	1051IVP2238	16,677.00	IMFL	View	Forwarded to manufacturing	Prints	View
03-Feb-2022	1051 - M S AROMA INDIA PVT LTD	30000	22222	sbi	21051SH22020368	1051HO2281	NA	16,677.00	IMFL	View	Forwarded to manufacturing	Prints	View
03-Feb-2022	1051 - M S AROMA INDIA PVT LTD	90000	32523523523523	ICIC	21051SH22020370	1051HO2283	1051IVP2239	50,031.00	IMFL	View	Hologram Received	Prints	View

+ Hologram Purchase Indent

Previous Next

- Click on Authorization letter button in status field



BOTTLING UNIT

Start Date: 03-Feb-2022 End Date: 03-Feb-2022

Search: 373

Request Date	Bottling Unit	Hologram Quantity	DD Number	Bank Name	Indent Number	Order Number	Permit Number	Amount(Rs.)	Purpose	Payment Proof	Status/Action	Prints	Remarks
03-Feb-2022	1051 - M S AROMA INDIA PVT LTD	90000	4444444444444	ICIC	21051SH22020373	1051HO2287	1051IVP2242	50,031.00	IMFL	View	Generate authorization letter	Prints	View

+ Hologram Purchase Indent

Previous Next

- Displaying popup for authorization details



Authorization Details

Sl.No	Indent Number	Order Quantity	Amount (Rs.)
1	21051SH22020373	90000	50031

Authorized Person Name*

Father's Name*

Mobile Number*

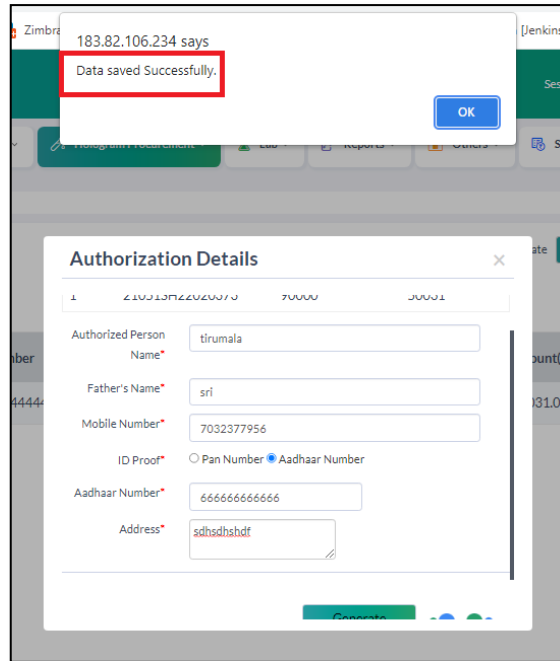
ID Proof* Pan Number Aadhaar Number

Pan Number*

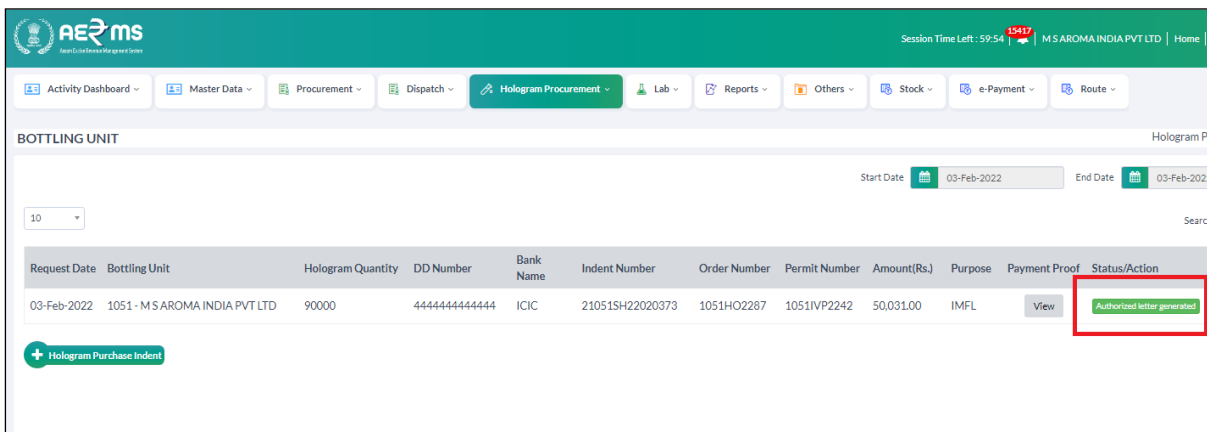
Address*

- Enter all mandatory filed after click on generate button in manager login

- Pop up is getting data saved successfully



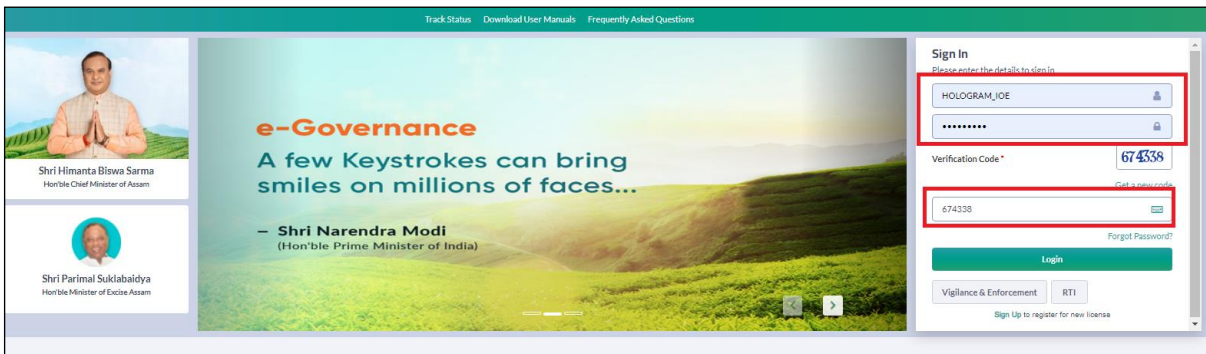
- After Status was changed Authorization letter generated



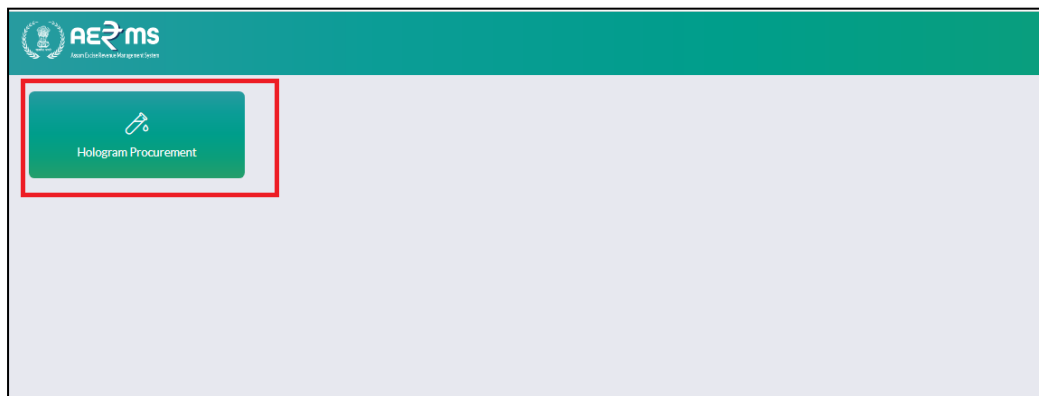
- We need to login for Hologram IOE

Hologram IOE:

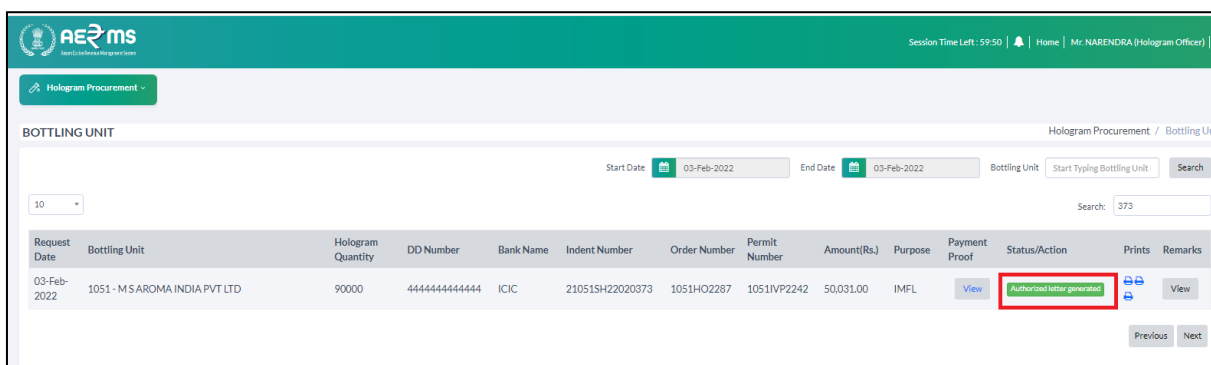
- Login as Hologram IOE with valid user credentials




- Click on Hologram Procurement main icon



- Displaying Bottling unit view page and search indent number



Request Date	Bottling Unit	Hologram Quantity	DD Number	Bank Name	Indent Number	Order Number	Permit Number	Amount(Rs.)	Purpose	Payment Proof	Status/Action	Prints	Remarks
03-Feb-2022	1051 - M S AROMA INDIA PVT LTD	90000	4444444444444	ICIC	21051SH22020373	1051HO2287	1051VP2242	50,031.00	IMFL	View	Authorized letter generated		View

- After click on authorization letter generated button in status filed.
- Displaying popup Scan permit No.

DDI Scan Permit No [X]

444 Scan The Permit No

Scan: []

Scan The Carton Barcode 3 (OR)

Scan: []

5003

- User can Scan either permit No which is on permit dispatch print or Carton barcodes which are available on each carton
- After completing the scanning process click on tab
- Displaying another popup One time Password and OTP send to authorization person
- Enter OTP and click on save button

Zimbre 183.82.106.234 says [Jenkins]

Hologram dispatched successfully [OK]

Start Date 03-Feb-2022 End Date

DDI Scan [X]

444 Scan

Scan

One Time Password

Enter One Time Password

712589

Time left: 77 seconds [Save OTP]

5003

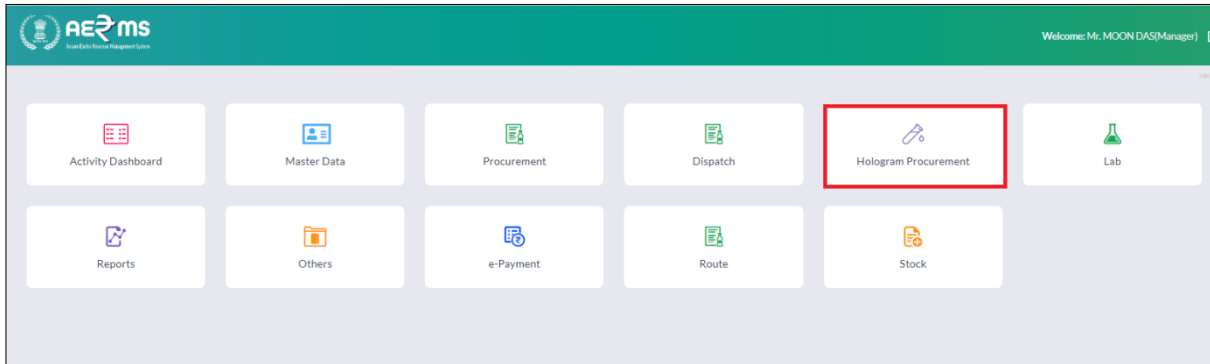
- After getting another popup Hologram dispatched successfully.
- Status was changed Dispatched From Hologram officer

We need to Login.

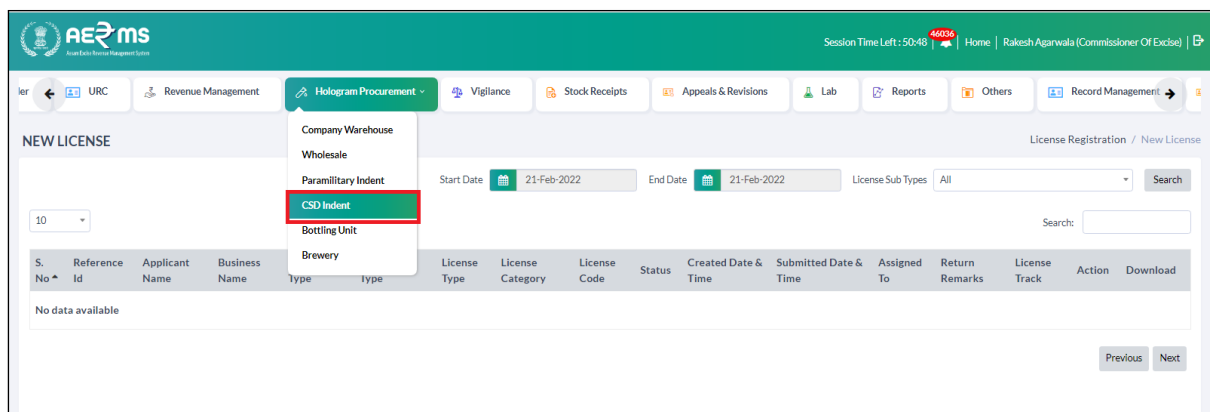


CSD Manager Login:

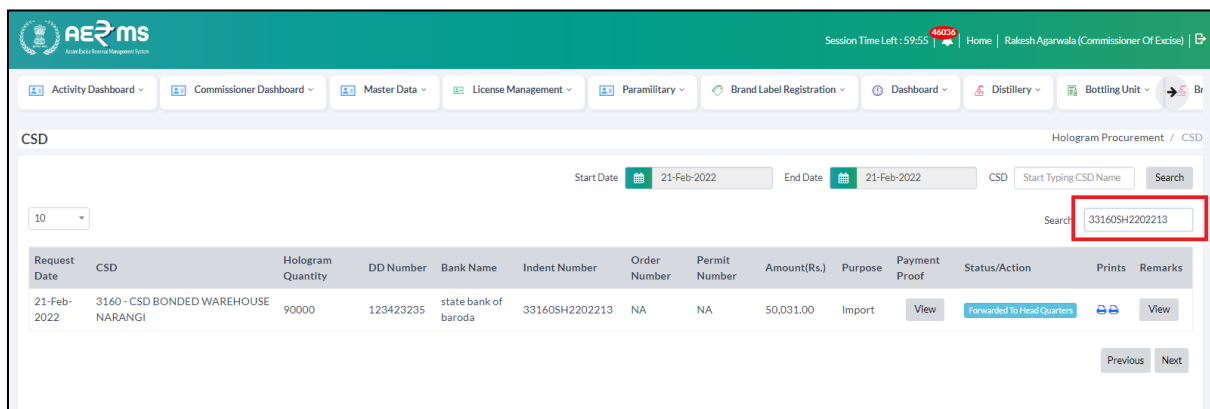
- Once user is logged into the application as Clerk, a dashboard with modules will be shown.



- User needs to click on Hologram Procurement Tab after click on sub tab Bottling unit
- User should go to Wholesale Tab & click on .

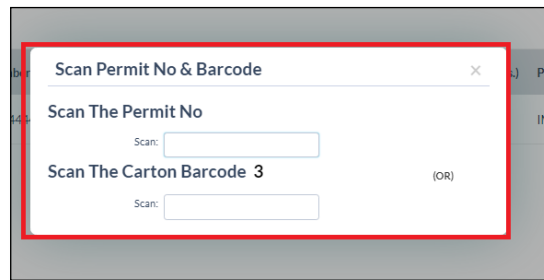


- Search indent number and click on dispatch from Hologram officer button in status filed

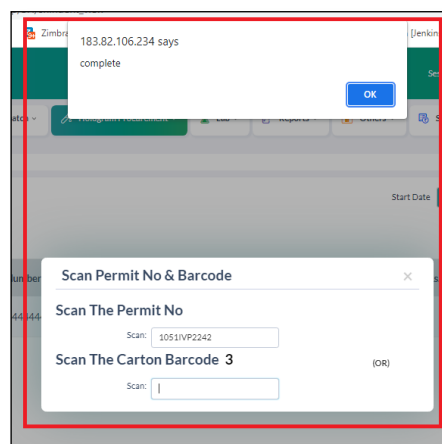


- Displaying popup Scan permit No & Barcode

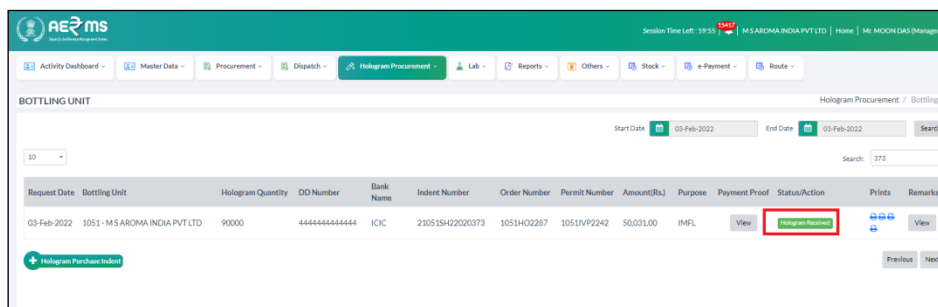
- User can Scan either permit No which is on permit dispatch print or Carton barcodes which are available on each carton



- After completing the Scanning displaying pop up complete



- Click on OK status was changed Hologram Received



Completing the Hologram Process

1. Authorization Letter:



Authorization Letter

(Authority letter to receive Holograms from the Hologram Unit Guwahati for FY 2021-2022)

To,

The Officer-In-Charge,
Hologram Unit- Guwahati
Department of Excise, Assam

Details of the Authorized person to receive the Holograms:

Authorized person name : tirumala
Father's Name : sri
Address : sdhsdshshdf
Mobile Number : 7032377956
Aadhaar Number : 666666666666

Name & Address of the Distillery/Bottling Unit:

1 S AROMA INDIA PVT LTD ,
BRAHMAPUTRA INDUSTRIAL PARK,PLOT NO 59-60B,VILLAGE SILA ,
D/O - CHANGSARI,NORTH GUWAHATI,KAMRUP, ASSAM ,
Assam , 781101

It is certified that the above person is authorised to receive the Holograms from the Hologram Unit-Guwahati on submission of valid requisition letter. Specimen signature of the authorised person is attested.



2. Hologram Requisition Letter:

Name of the Distillery/Bottling Unit: M S AROMA INDIA PVT LTD

HOLOGRAM REQUISITION LETTER

Ref 21051SH22020373

Dated 03-FEB-2022

To,

Manufacture- Guwahati (Assam)

Sub:Request for issue of Holograms

Sir,

The subject letter, requested to kindly issue Reference to you are us M S AROMA INDIA PVT LTD the holograms to affix on the bottles as follows:

1.Holograms for IMFL	:	90000(Nos.)
Total Holograms	:	90000(Nos.)

For this, we have enclosed a DD of Rs. **50031** in favour of **Manufacture** Vide DD No **444444444444** dated **03-FEB-2022** Drawn on **ICIC**.

Mr. MOON DAS
BRAHMAPUTRA
INDUSTRIAL
PARK,PLOT NO
59-60B,VILLAGE
SILA, PO -
CHANGSARI,NORTH
GUWAHATI,KAMRUP



Mr.
PRITOM
BARUA
BRAHMAPUTRA
INDUSTRIAL
PARK,PLOT
NO 59-
60B,VILLAGE
SILA, PO -
CHANGSARI,NORTH
GUWAHATI,KAMRUP,
ASSAM

Sanjeev Kumar Medhi
Housefed Complex, Dispur,
Guwahati-06 Dispur,Assam

3. Officer In charge Letter:

Name of the Distillery/Bottling Unit: M S AROMA INDIA PVT LTD

Ref 21051SH22020373

Dated 03-FEB-2022

To,

Commissioner of Excise, Assam
Housefed Complex- Guwahati

It is certified that M S AROMA INDIA PVT LTD is having available stock as detailed above and you are requested to kindly approve the requisition for total 90000 (Nos.) of Holograms as per above requisition

Mr. MOON DAS
BRAHMAPUTRA
INDUSTRIAL
PARK,PLOT NO
59-60B,VILLAGE
SILA, PO -
CHANGSARI,NORTH
GUWAHATI,KAMRUP,
ASSAM
Assam -781101
Manager



Mr.
PRITOM
BARUA
BRAHMAPUTRA
INDUSTRIAL
PARK,PLOT
NO 59-
60B,VILLAGE
SILA, PO -
CHANGSARI,NORTH
GUWAHATI,KAMRUP,
ASSAM
Assam
-781101
Officer

Sanjeev Kumar Medhi
Housefed Complex, Dispur,
Guwahati-06 Dispur,Assam
Assam Guwahati-781006
Additional Commissioner of
Excise, Assam



4. Hologram Dispatch Permit:




GOVERNMENT OF ASSAM
OFFICE OF THE COMMISSIONER OF EXCISE ::ASSAM::GUWAHATHI

HOLOGRAM DISPATCH PERMIT

Bottling Unit Name	:	M S AROMA INDIA PVT LTD
Indent Number	:	21051SH22020373
Indented Quantity	:	90000
Purpose	:	IMFL
Invoice number	:	5454645
Issue Date	:	03-Feb-2022
Permit number	:	10511VP2242
Hologram Start No	:	10512202001230001
Hologram End No	:	10512202001320000



03-Feb-2022 08:21:59 PM



Mr. NARENDRA

Hologram Officer