



AERms
Assam Excise Revenue Management System

HOLOGRAM FOR COUNTRY SPIRIT BOTTLING

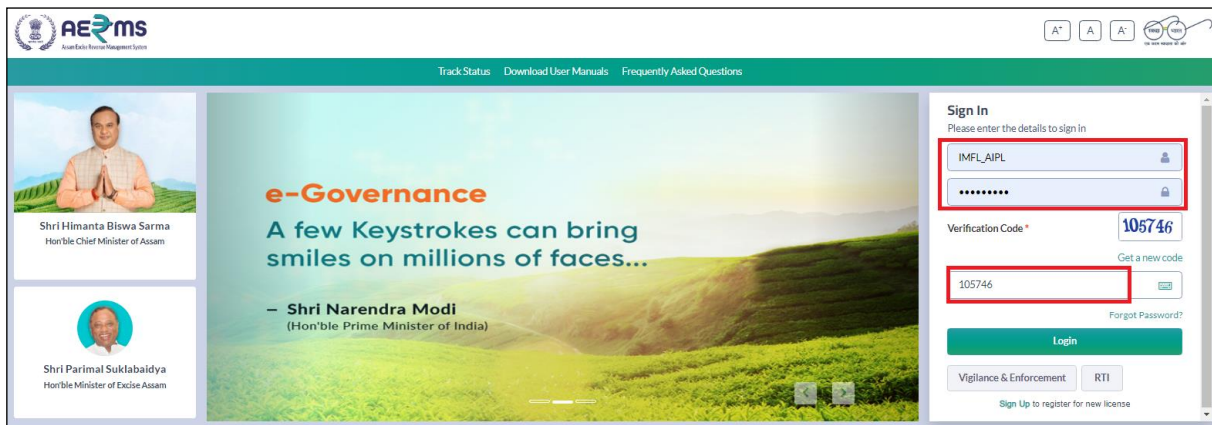
[User Reference Manual](#)

C-TEL INFOSYSYSTEMS PVT. LTD
Hyderabad, Telangana

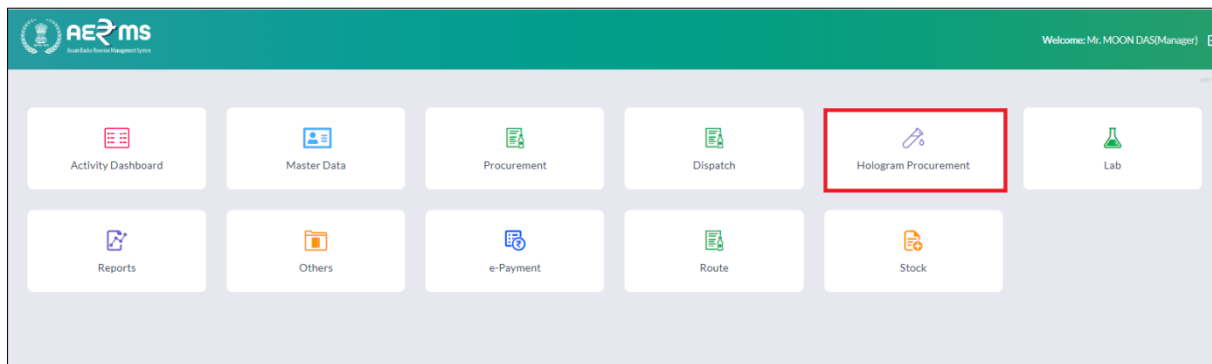
HOLOGRAM PROCUREMENT PROCESS

Login Page For Bottling unit manager:

- User needs to access the web application using the provided URL <https://stateexcise.assam.gov.in>
- Once login page appears, Clerk should provide valid credentials and should click on login.

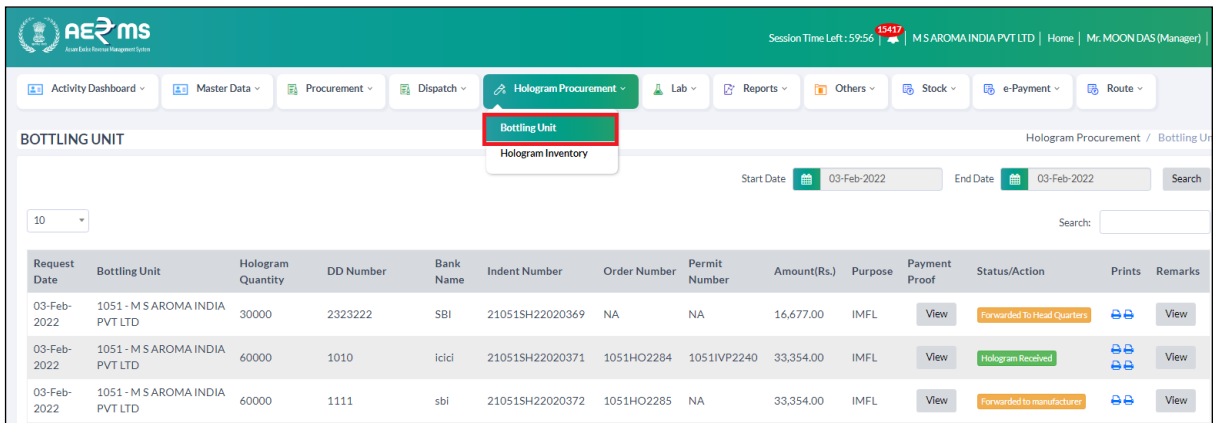


- Once user is logged into the application as Clerk, a dashboard with modules will be shown.



- User needs to click on Hologram Procurement Tab after click on sub tab Bottling unit

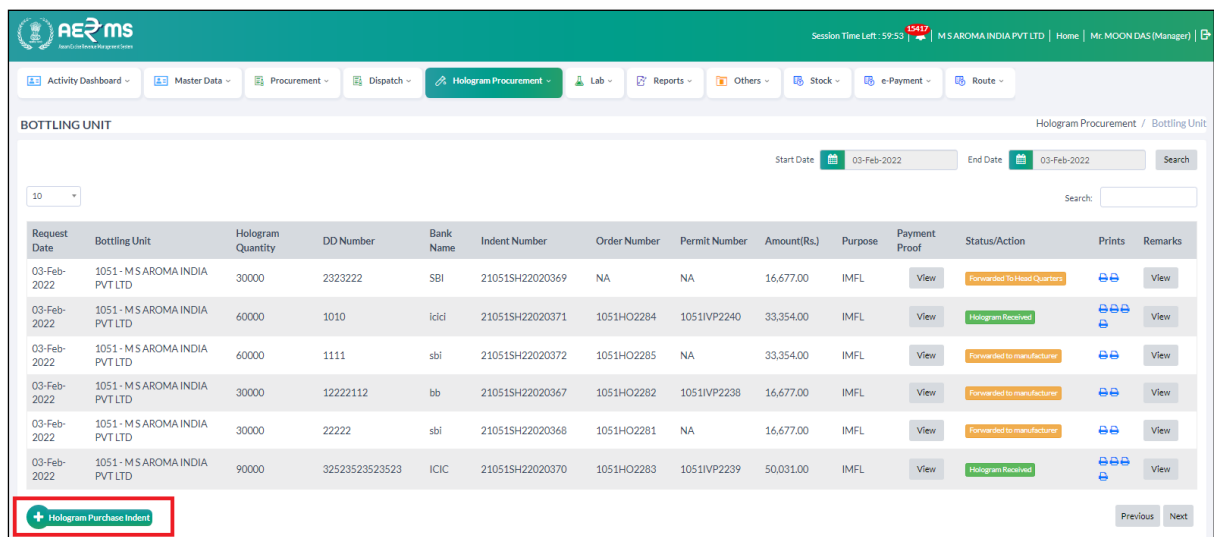
- User should go to Bottling unit Tab & click on .



The screenshot shows the AERMS interface with the 'Hologram Procurement' menu open. The 'Bottling Unit' sub-menu is highlighted with a red box. Below the menu, there is a table of Hologram Procurement records.

Request Date	Bottling Unit	Hologram Quantity	DD Number	Bank Name	Indent Number	Order Number	Permit Number	Amount(Rs.)	Purpose	Payment Proof	Status/Action	Prints	Remarks
03-Feb-2022	1051 - M S AROMA INDIA PVT LTD	30000	2323222	SBI	21051SH22020369	NA	NA	16,677.00	IMFL	View	Forwarded To Head Quarters	🖨️	View
03-Feb-2022	1051 - M S AROMA INDIA PVT LTD	60000	1010	icici	21051SH22020371	1051HO2284	1051VP2240	33,354.00	IMFL	View	Hologram Received	🖨️	View
03-Feb-2022	1051 - M S AROMA INDIA PVT LTD	60000	1111	sbi	21051SH22020372	1051HO2285	NA	33,354.00	IMFL	View	Forwarded to manufacturer	🖨️	View

- Click on Bottling unit sub tab to Applicant login.

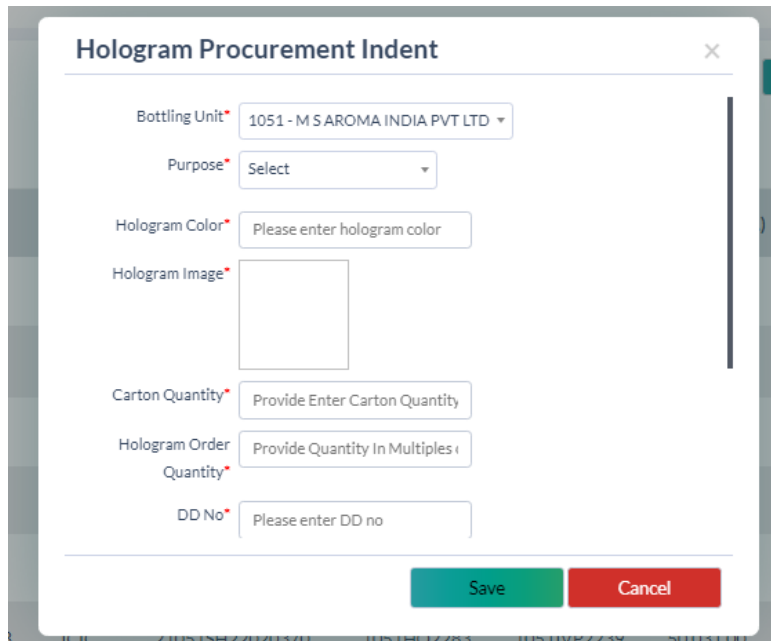


The screenshot shows the AERMS interface with the 'Bottling Unit' sub-tab selected. Below the sub-tab, there is a table of Hologram Procurement records. A red box highlights the '+ Hologram Purchase Indent' button at the bottom left of the table.

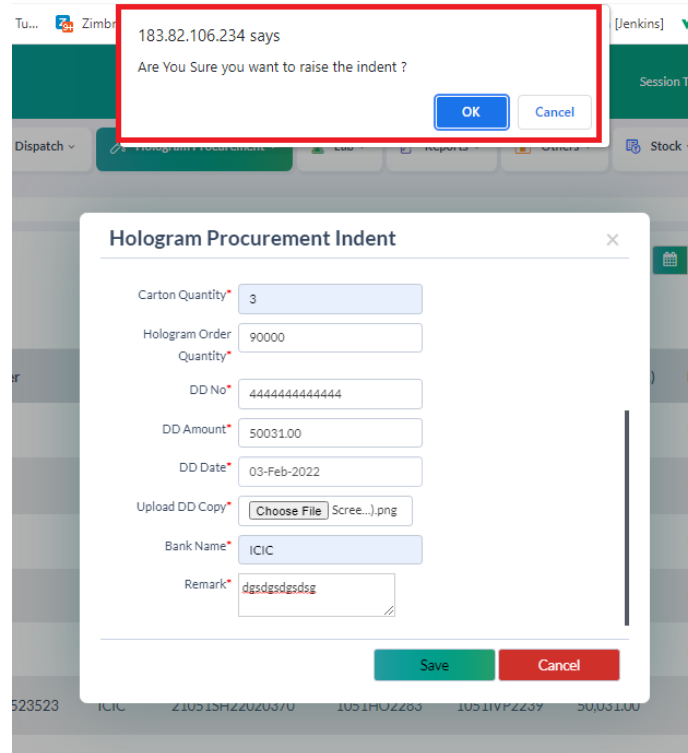
Request Date	Bottling Unit	Hologram Quantity	DD Number	Bank Name	Indent Number	Order Number	Permit Number	Amount(Rs.)	Purpose	Payment Proof	Status/Action	Prints	Remarks
03-Feb-2022	1051 - M S AROMA INDIA PVT LTD	30000	2323222	SBI	21051SH22020369	NA	NA	16,677.00	IMFL	View	Forwarded To Head Quarters	🖨️	View
03-Feb-2022	1051 - M S AROMA INDIA PVT LTD	60000	1010	icici	21051SH22020371	1051HO2284	1051VP2240	33,354.00	IMFL	View	Hologram Received	🖨️	View
03-Feb-2022	1051 - M S AROMA INDIA PVT LTD	60000	1111	sbi	21051SH22020372	1051HO2285	NA	33,354.00	IMFL	View	Forwarded to manufacturer	🖨️	View
03-Feb-2022	1051 - M S AROMA INDIA PVT LTD	30000	12222112	bb	21051SH22020367	1051HO2282	1051VP2238	16,677.00	IMFL	View	Forwarded to manufacturer	🖨️	View
03-Feb-2022	1051 - M S AROMA INDIA PVT LTD	30000	22222	sbi	21051SH22020368	1051HO2281	NA	16,677.00	IMFL	View	Forwarded to manufacturer	🖨️	View
03-Feb-2022	1051 - M S AROMA INDIA PVT LTD	90000	32523523523523	ICIC	21051SH22020370	1051HO2283	1051VP2239	50,031.00	IMFL	View	Hologram Received	🖨️	View

- Click on '+ Hologram Procurement Indent' to Raise the Indent.
- Getting Hologram Procurement Indent Pop Up
- Fill the all mandatory fields.

- Upload the supporting document required while Hologram Process

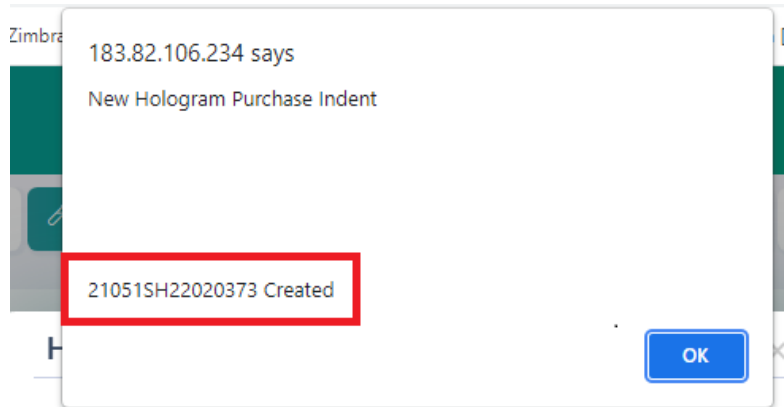


- Enters the Remarks against the Hologram indent raise by Hologram manager and Click on Save Button .

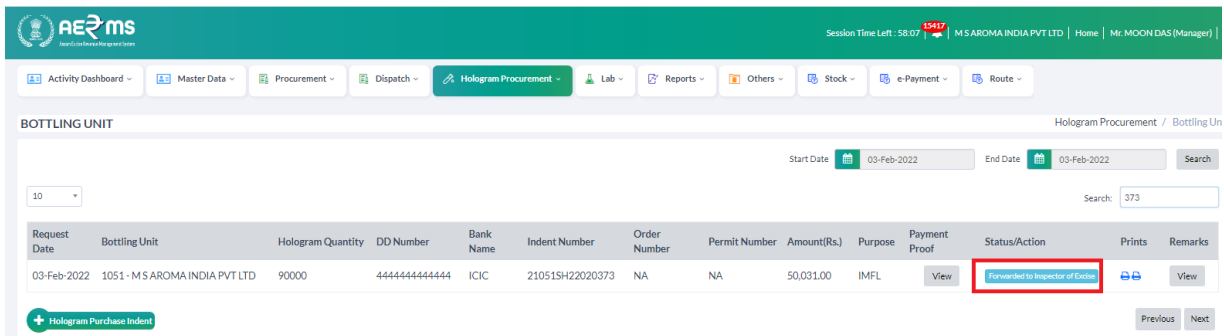


- Click Save after that alert/popup Message is displayed .

- Then click on action button After that system automatically generate indent number.



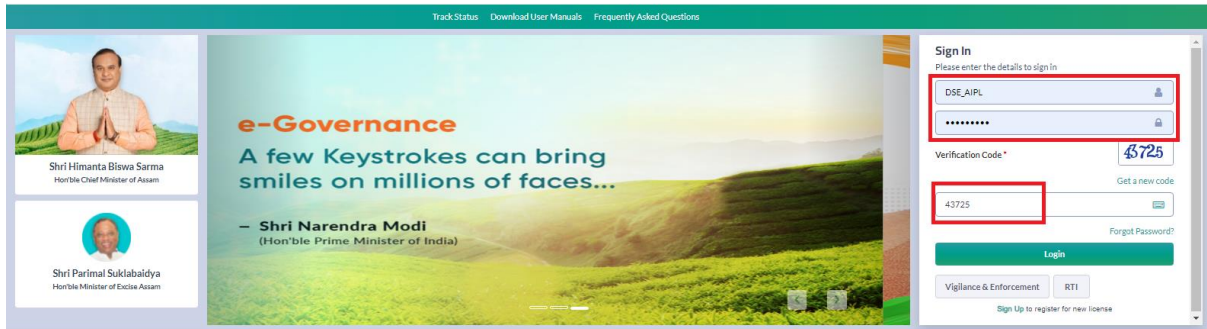
- Displaying Bottling Unit View page then status is changed .



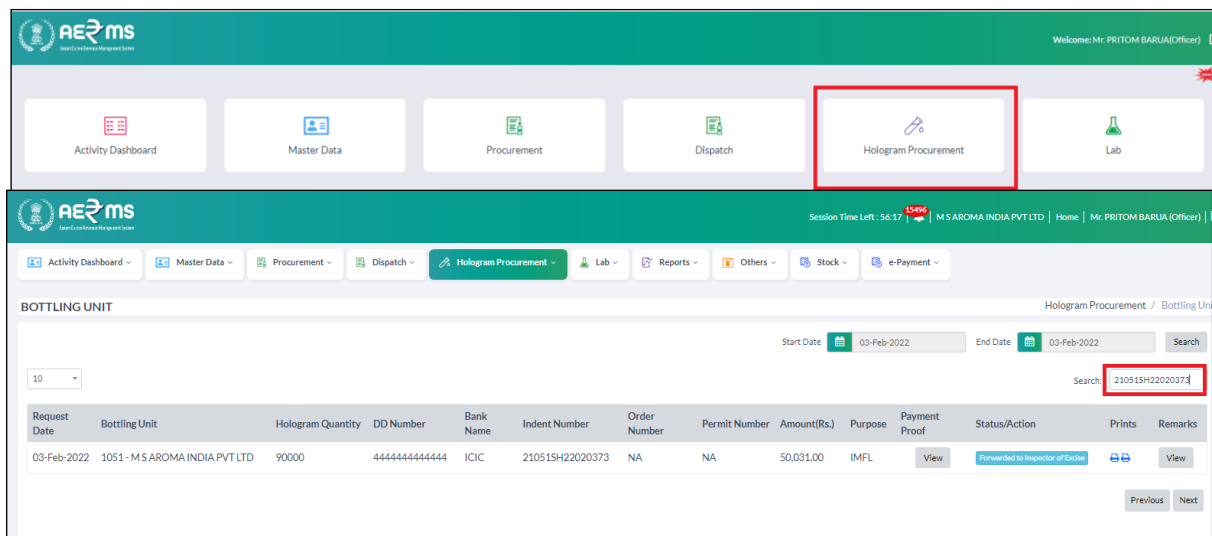
- Application Forwarded to Inspector of Excise & displaying the applicant login
- After we need to login Inspector of Excise

INSPECTOR OF EXCISE LOGIN:

- Login as Inspector of excise with valid user credentials



- Click on Hologram Procurement main icon and click on Bottling Unit sub tab



Activity Dashboard | Master Data | Procurement | Dispatch | **Hologram Procurement** | Lab

Session Time Left: 56:37 | M S AROMA INDIA PVT LTD | Home | Mr. PRITOM BARUA (Officer)

Activity Dashboard | Master Data | Procurement | Dispatch | **Hologram Procurement** | Lab | Reports | Others | Stock | e-Payment

BOTTling UNIT | Hologram Procurement / Bottling Unit

Start Date: 03-Feb-2022 | End Date: 03-Feb-2022 | Search

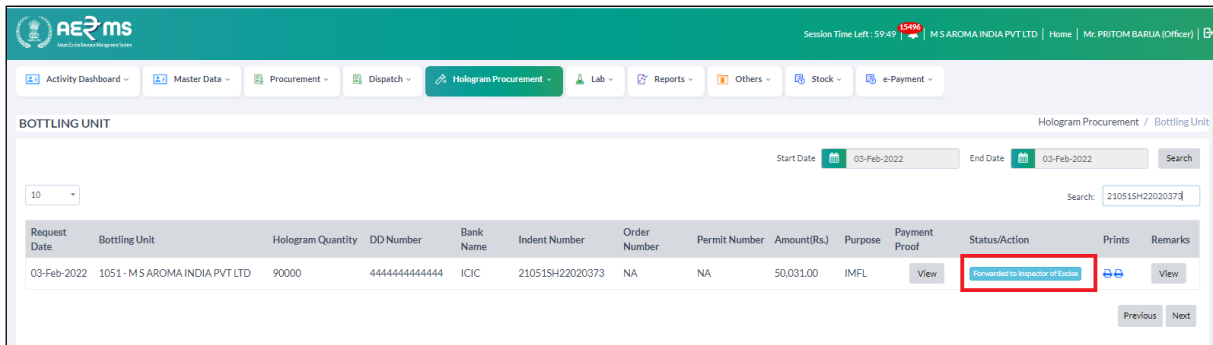
Search: 21051SH22020373

Request Date	Bottling Unit	Hologram Quantity	DD Number	Bank Name	Indent Number	Order Number	Permit Number	Amount(Rs.)	Purpose	Payment Proof	Status/Action	Prints	Remarks
03-Feb-2022	1051-M.S.AROMA INDIA PVT LTD	90000	44444444444444	ICIC	21051SH22020373	NA	NA	50,031.00	IMFL	View	Forwarded to Inspector of Excise	Print	View

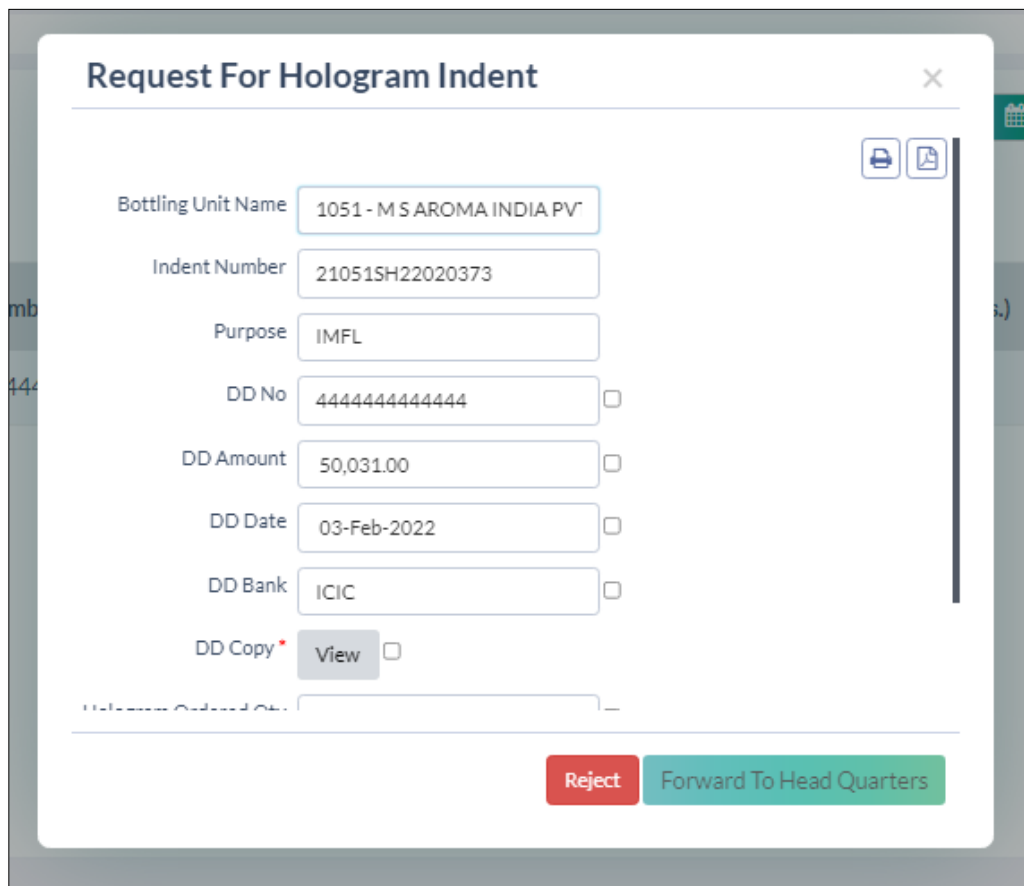
Previous | Next

- Search for Indent Number after displaying the Indent application in Inspector login page

- After that click on Forwarded to Inspector of Excise button in Status filed



- Getting popup is Request for hologram Indent.
- Fill all the details and select all check boxes



Request For Hologram Indent

Bottling Unit Name: 1051 - M S AROMA INDIA PV

Indent Number: 21051SH22020373

Purpose: IMFL

DD No: 4444444444444

DD Amount: 50,031.00

DD Date: 03-Feb-2022

DD Bank: ICIC

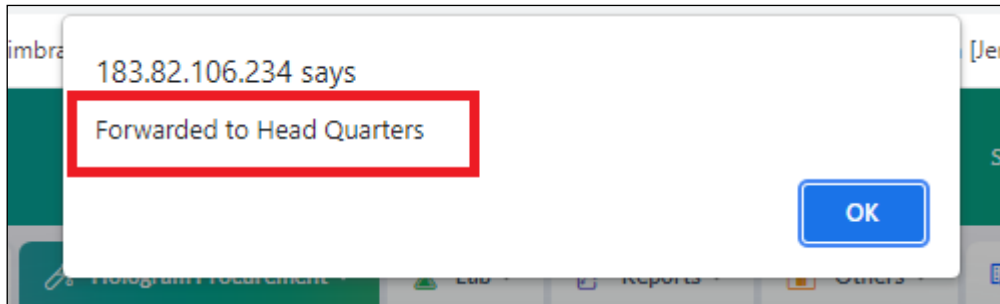
DD Copy * View

Upload DD Copy: _____

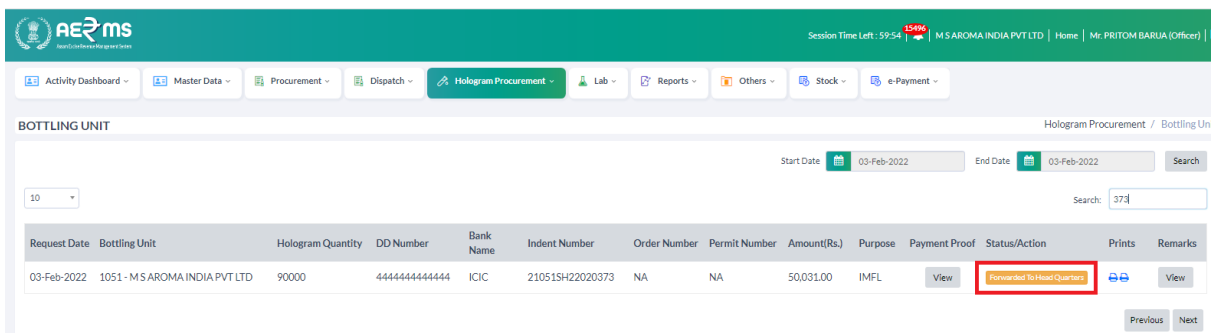
Reject **Forward To Head Quarters**

- Uploaded DD copy and click on Forward to Head Quarters button

- Click Forward Button after that alert/popup Message is displayed .



- After Click on ok Button in Inspector of Excise login

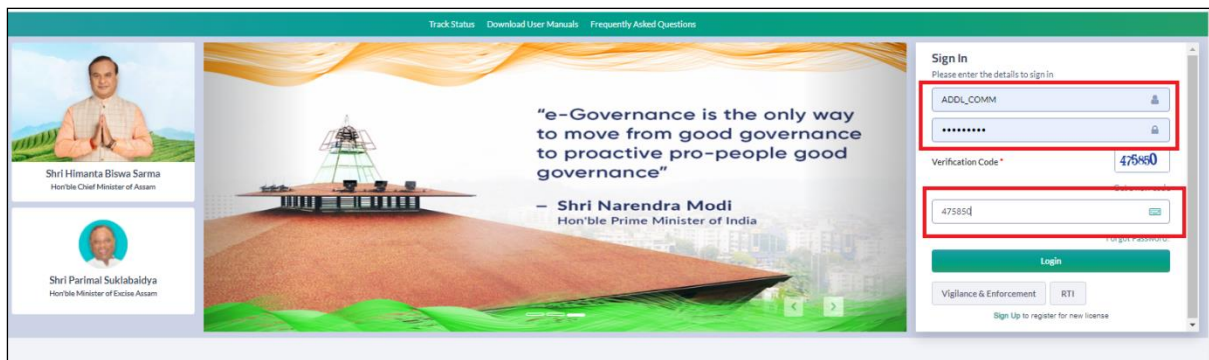


Request Date	Bottling Unit	Hologram Quantity	DD Number	Bank Name	Indent Number	Order Number	Permit Number	Amount(Rs.)	Purpose	Payment Proof	Status/Action	Prints	Remarks
03-Feb-2022	1051-MS.AROMA.INDIA.PVT.LTD	90000	44444444444444	ICIC	21051SH22020373	NA	NA	50,031.00	IMFL	View	Forwarded to Head Quarters	Prints	View

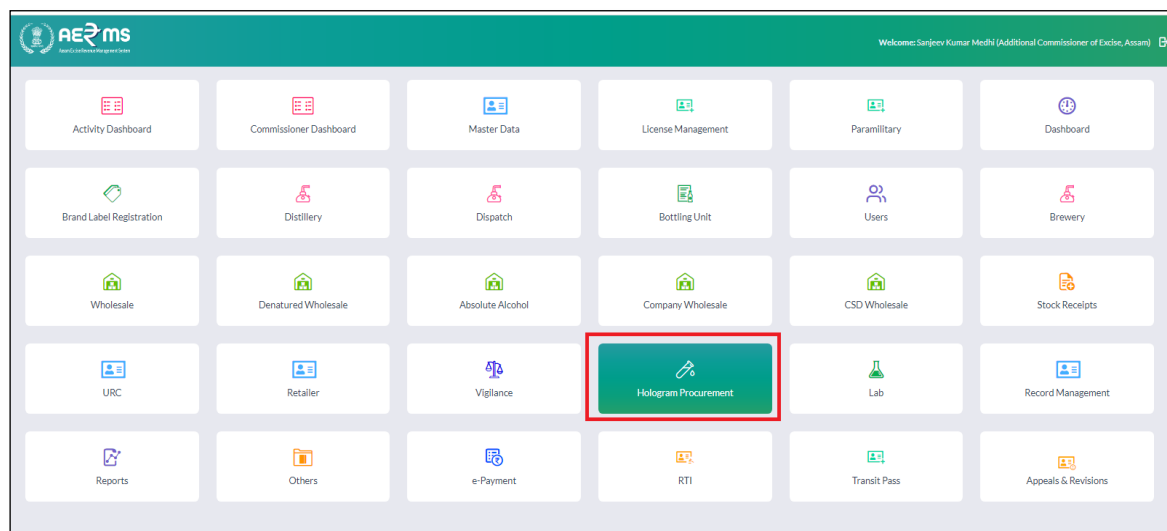
- And then Displaying the Bottling unit View page after that application forwarded to Head Quarters
- Application Forwarded to Head Quarters
- After we need login Head Quarters

HEAD QUARTERS LOGIN:

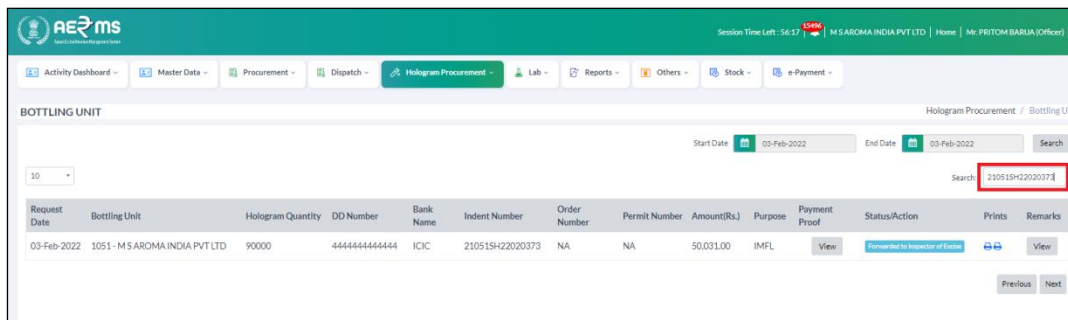
- Login as Head Quarter with valid user credentials



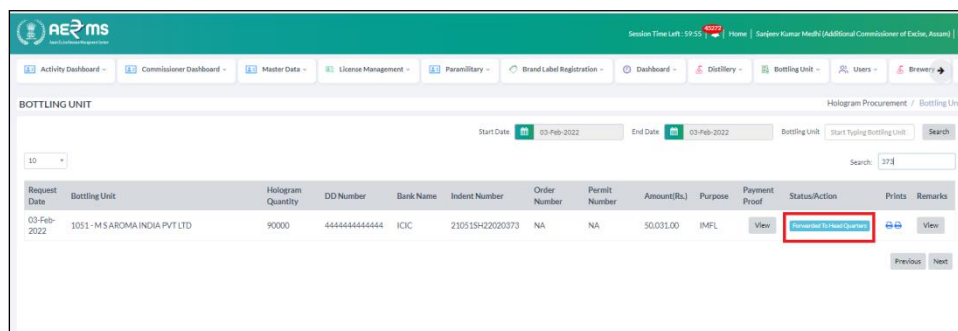
- Click on Hologram Procurement main icon and click on Bottling Unit sub tab



- Search for Indent Number after displaying the Indent in Quarters Login.



- After that click on Forwarded to Head Quarters button in Status filed



- Getting popup Request for Hologram Indent ,enter series & remarks after click on send request Button

Request For Hologram Indent

DD No: 444444444444 ✓

DD Amount: 50,031.00 ✓

DD Date: 03-Feb-2022 ✓

DD Bank: ICIC ✓

DD Copy: View ✓

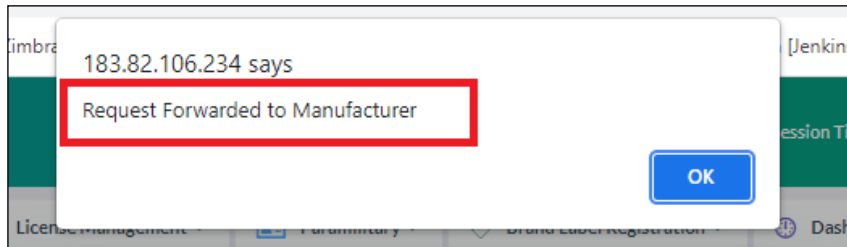
Hologram Ordered Qty: 90000 ✓

Series*: PLEASE ENTER SERIES

Remark*: Please enter remark

Reject Send Request

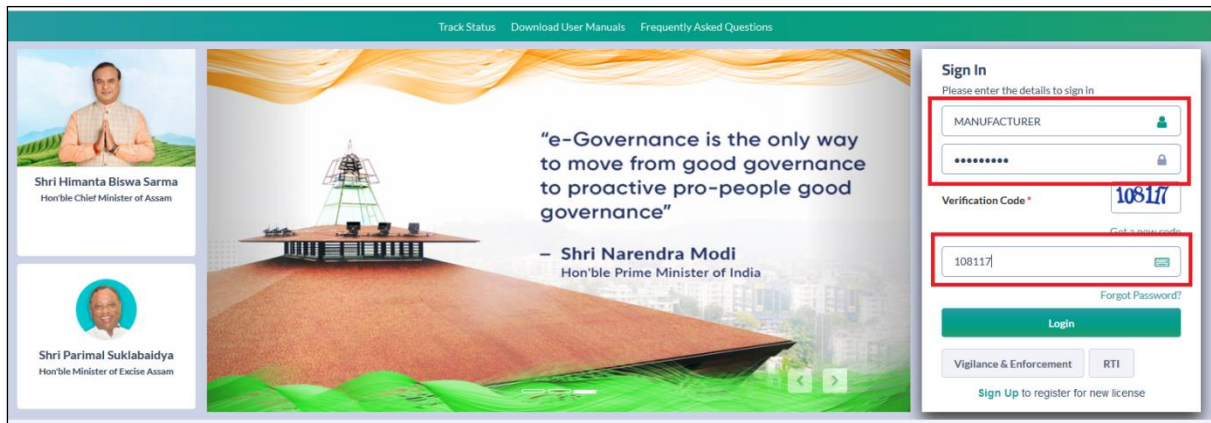
- Click Send Request Button after that alert/popup Message is displayed .



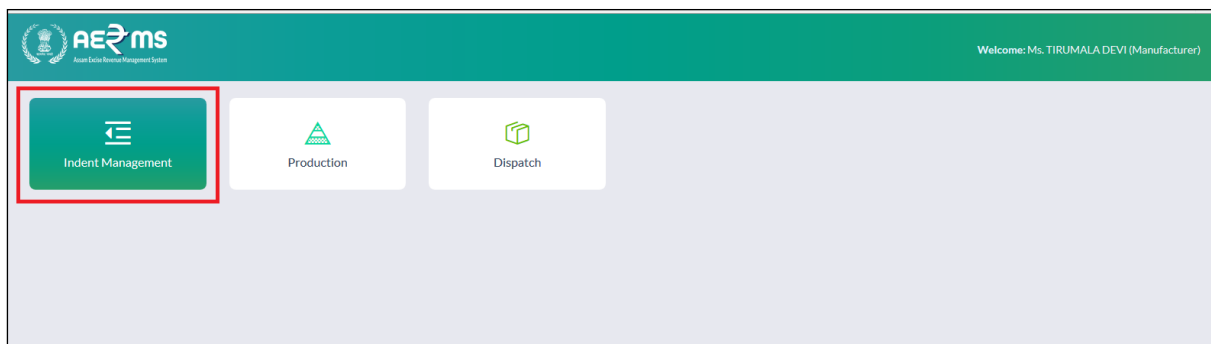
- Request forwarded to manufacturer then click on **OK**
- We need to login manufacturer in Firefox

MANUFACTURER LOGIN:

- Login as manufacturer with valid user credentials



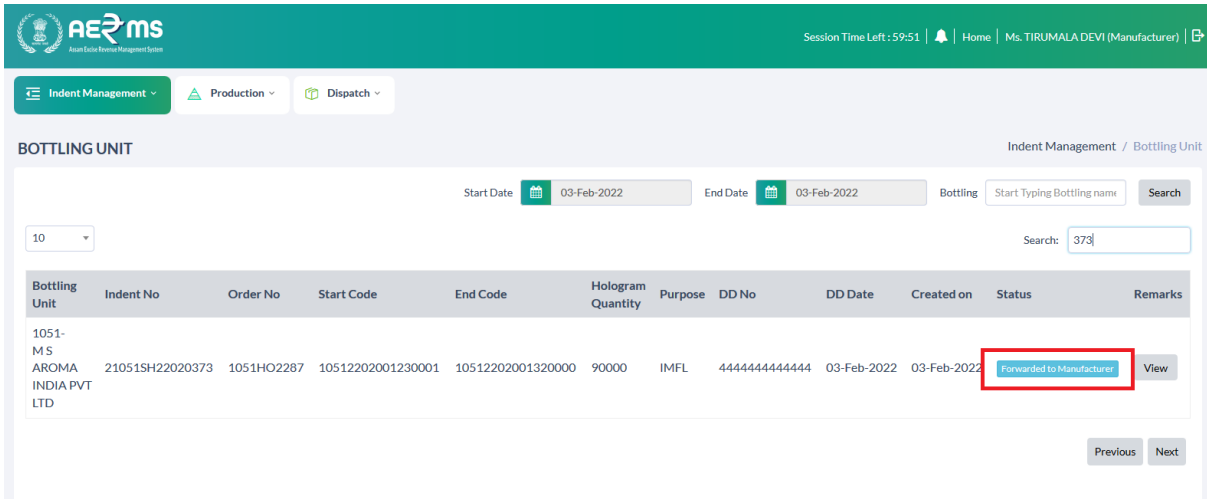
- Click on Indent Management tab in main icon and click on Bottling Unit sub tab



- Search for Indent Number after displaying the Indent in Manufacturer login.

Request Date	Bottling Unit	Hologram Quantity	DD Number	Bank Name	Indent Number	Order Number	Permit Number	Amount(Rs.)	Purpose	Payment Proof	Status/Action	Prints	Remarks
03-Feb-2022	1051 - M S AROMA INDIA PVT LTD	90000	4444444444444	ICIC	210515H22020373	NA	NA	50,031.00	IMFL	View	Forwarded to Inspector of Excise	Print	View

- After that click on Forwarded to Manufacturer button in Status filed



Indent Management / Bottling Unit

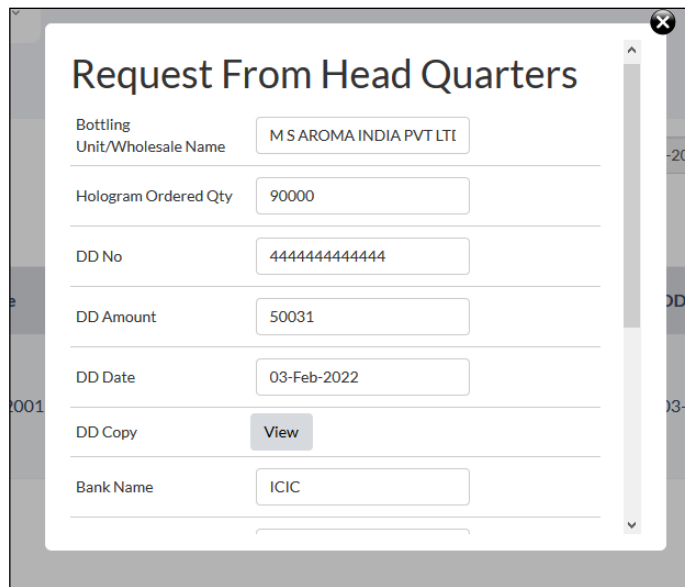
Start Date: 03-Feb-2022 | End Date: 03-Feb-2022 | Bottling: Start Typing Bottling name | Search

Search: 373

Bottling Unit	Indent No	Order No	Start Code	End Code	Hologram Quantity	Purpose	DD No	DD Date	Created on	Status	Remarks
1051-MS AROMA INDIA PVT LTD	21051SH22020373	1051HO2287	10512202001230001	10512202001320000	90000	IMFL	4444444444444	03-Feb-2022	03-Feb-2022	Forwarded to Manufacturer	View

Previous Next

- Getting popup Request for head quarters Indent after that click on Schedule for Production Button in manufacturer login.



Request From Head Quarters

Bottling Unit/Wholesale Name: M S AROMA INDIA PVT LTI

Hologram Ordered Qty: 90000

DD No: 4444444444444

DD Amount: 50031

DD Date: 03-Feb-2022

DD Copy: View

Bank Name: ICIC

- Verify all details after click on Schedule for production Button

DD Date	03-Feb-2022
DD Copy	<input type="button" value="View"/>
Bank Name	ICIC
Start Code	10512202001230001
End Code	10512202001320000
Series	1111111
Purpose	IMFL
Production Schedule Date	03-Feb-2022
<input type="button" value="Schedule For Production"/>	

Click Schedule for production Button after that popup Message is displayed Production Scheduled

Production Scheduled

- After click on Production tab in manufacturer login

Indent Management | Production | Dispatch

BOTTLING UNIT | Production | Production Scheduled history | Production Completed history

Start Date: 03-Feb-2022 | End Date: 03-Feb-2022 | Bottling: Start Typing Bottling name | Search: 373

Bottling Unit	Indent No	Order No	Start Code	End Code	Hologram Quantity	Purpose	DD No	DD Date	Created on	Status	Remarks
1051-MS AROMA INDIA PVT LTD	21051SH22020373	1051HO2287	10512202001230001	10512202001320000	90000	IMFL	44444444444444	03-Feb-2022	03-Feb-2022	PRODUCTION SCHEDULED	View

- Search for Indent Number after displaying the Indent in Manufacturer login.

AERMS | Session Time Left: 59:22 | Home | Ms TIRUMALA DEVI (Manufactur

Indent Management | Production | Dispatch

PRODUCTION | Production / Pr

Start Date: 03-Feb-2022 | End Date: 03-Feb-2022 | Wholesale: Start Typing Wholesale N: Bottling Units/Brewery: Start Typing Bottling Unit: S

Search: 373

Bottling Units/Brewery /Wholesale	Indent No	Order No	Start Code	End Code	Hologram Quantity	Production Scheduled Date	Purpose	Status
1051-MS AROMA INDIA PVT LTD	21051SH22020373	1051HO2287	10512202001230001	10512202001320000	90000	03-Feb-2022	IMFL	PRODUCTION SCHEDULED

- Click on Production Schedule button in status field after getting pop Production details and then click on Production Completed button

Production Details

Bottling Units/Wholesale Name: M S AROMA INDIA PVT LTD

Hologram Ordered Qty: 90000

Start Code: 10512202001230001

End Code: 10512202001320000

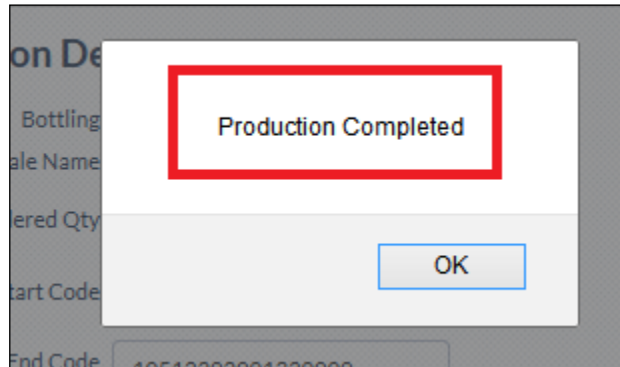
Series: 1111111

Production Schedule Date: 03-Feb-2022

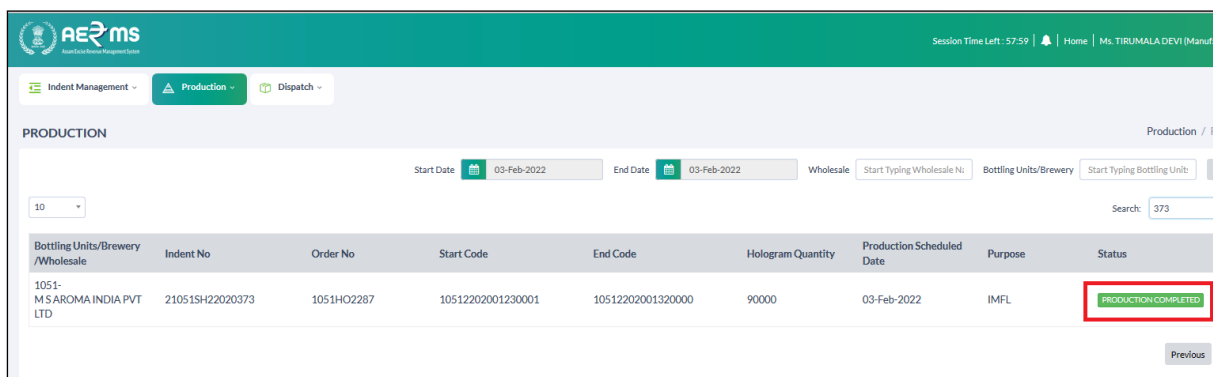
Purpose: IMFL(Silver)

Production Completed

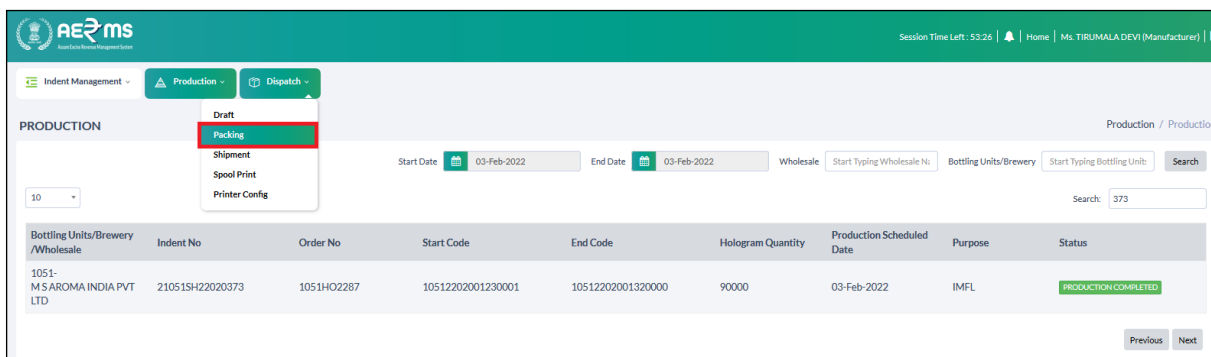
- Click on production Completed Button after that popup Message is displayed
Production Completed



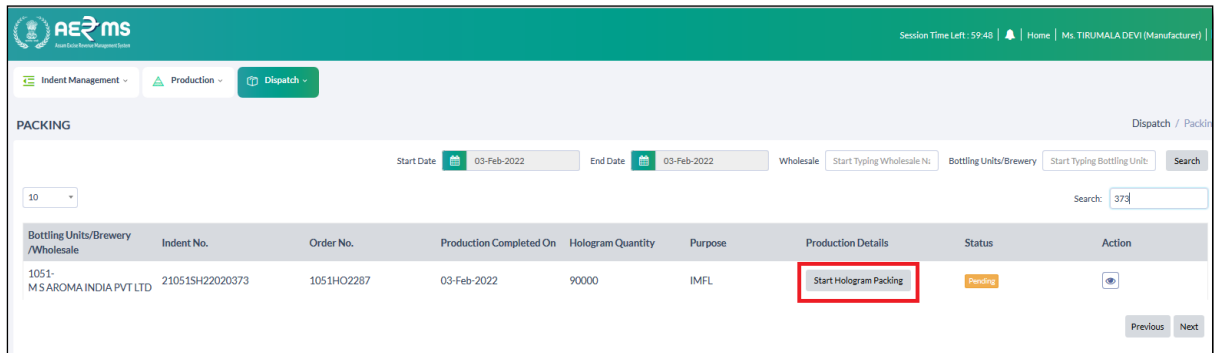
- After status is changed production completed in manufacturer login



- Then click on Dispatch tab after we need to click packing sub tab.



- Search for Indent Number after displaying the Indent in Manufacturer login.

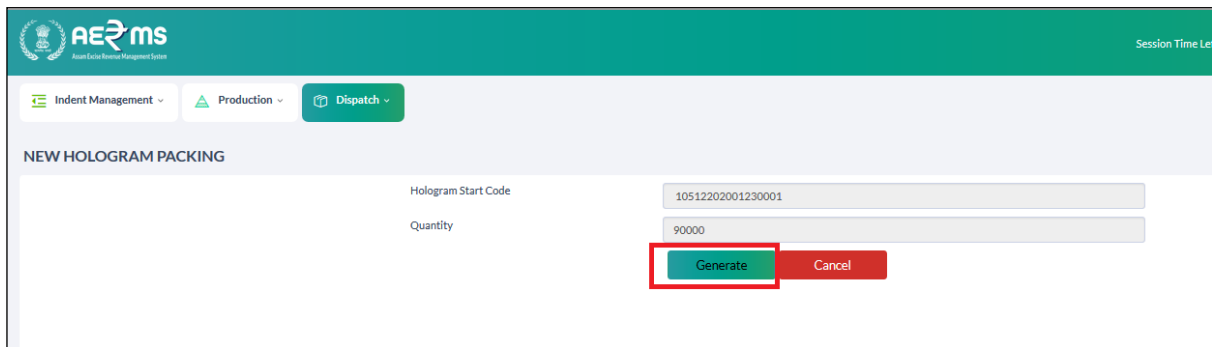


PACKING

Start Date: 03-Feb-2022 | End Date: 03-Feb-2022 | Wholesale: Start Typing Wholesale No: | Bottling Units/Brewery: Start Typing Bottling Unit: | Search: 37

Bottling Units/Brewery /Wholesale	Indent No.	Order No.	Production Completed On	Hologram Quantity	Purpose	Production Details	Status	Action
1051-MSAROMA INDIA PVT LTD	21051SH22020373	1051HO2287	03-Feb-2022	90000	IMFL	Start Hologram Packing	Pending	

- Click on Start Hologram packing in production details field.
- New Hologram packing page is displaying



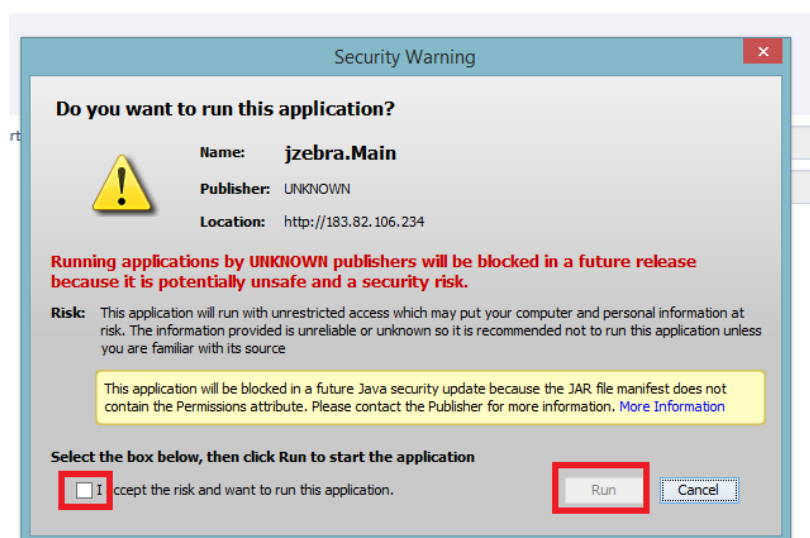
NEW HOLOGRAM PACKING

Hologram Start Code: 10512202001230001

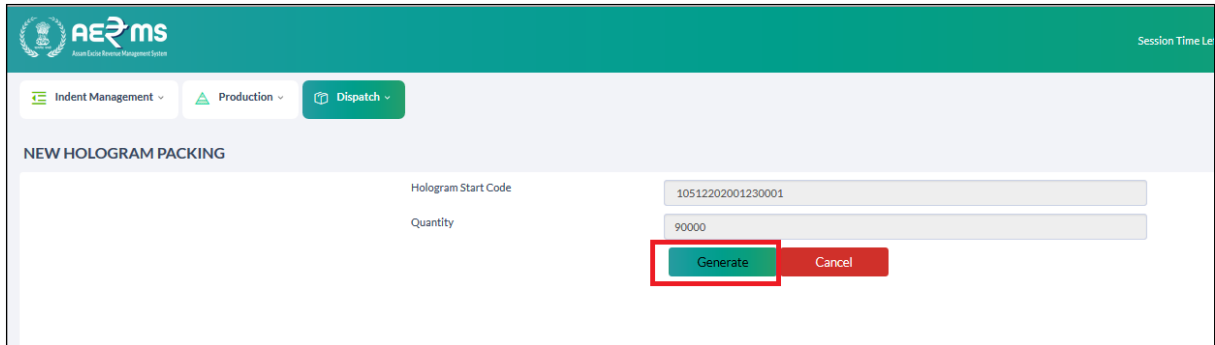
Quantity: 90000

Generate | Cancel

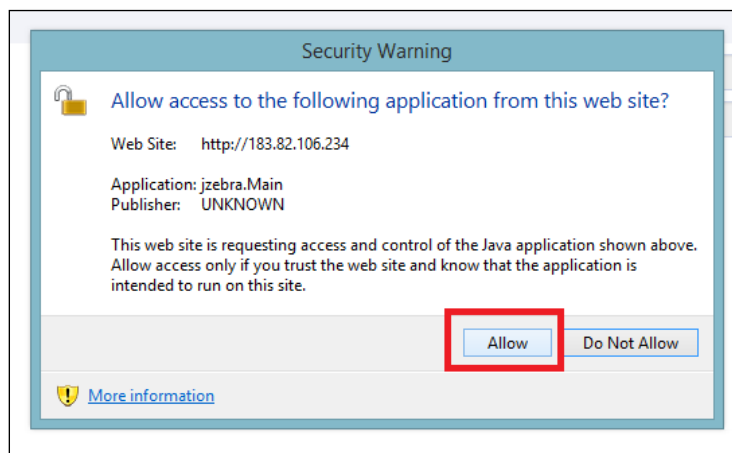
- Getting java plug-in security popup
- Select check box and click on Run



- After displaying New Hologram packing page and click on generate button



- Again security alert popup is getting and click on allow

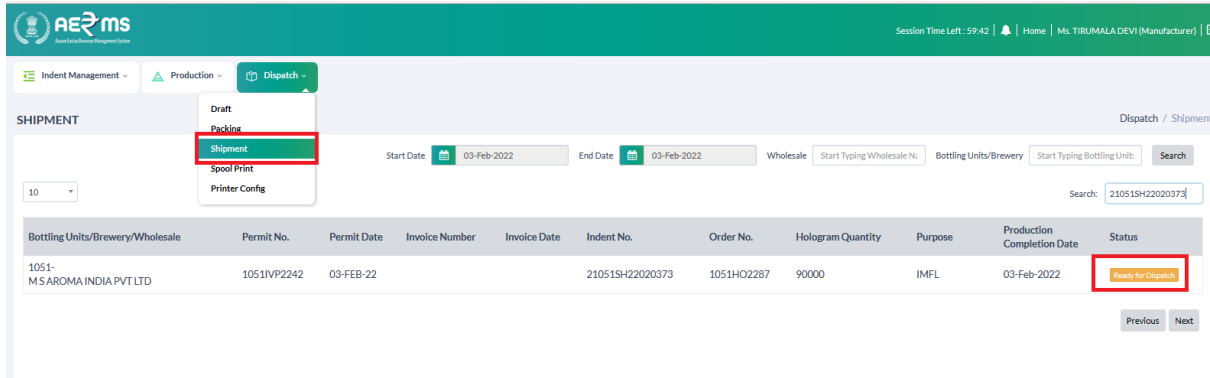


- Automatically getting Spool & Cartoon Codes in TSC Printer
- Spool code start with **SB**, Cartoon code start with **89**

Spool code:

**Cartoon code:**

- Automatically getting Spool & Cartoon Codes in TSC Printer .
- Completing the Spool and Cartoon bar code scanning process after indent go to shipment tab



SHIPMENT

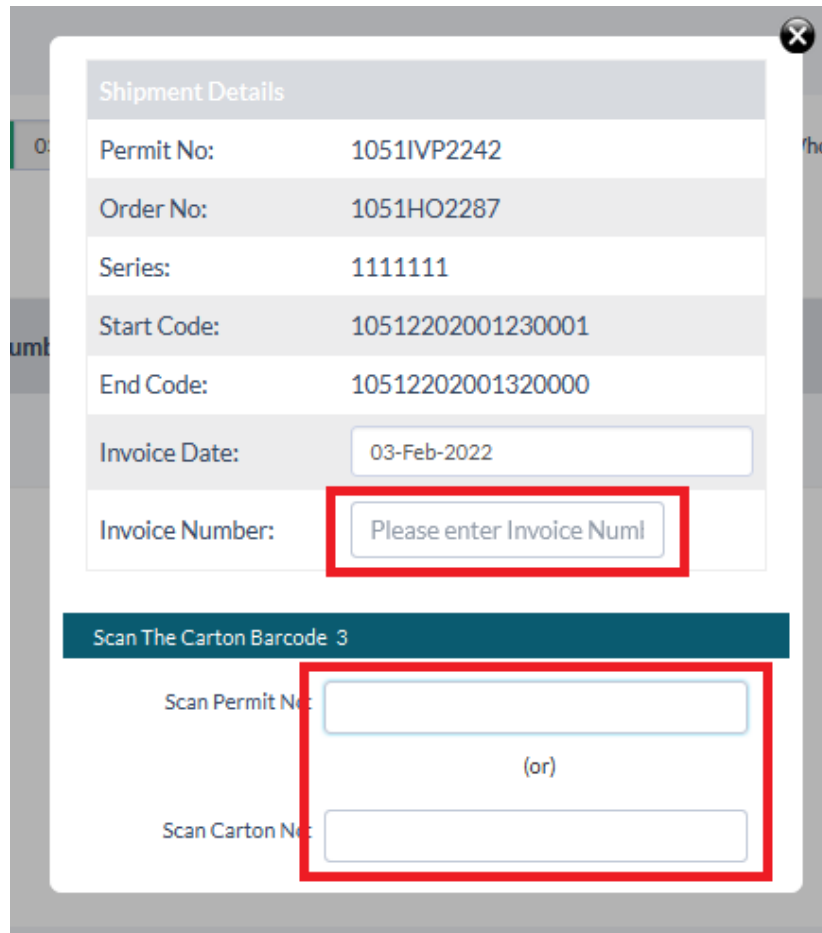
Start Date: 03-Feb-2022 End Date: 03-Feb-2022 Wholesale Start Typing Wholesale No: Bottling Units/Brewery Start Typing Bottling Units: Search

Search: 21051SH22020373

Bottling Units/Brewery/Wholesale	Permit No.	Permit Date	Invoice Number	Invoice Date	Indent No.	Order No.	Hologram Quantity	Purpose	Production Completion Date	Status
1051-MS SAROMA INDIA PVT LTD	1051VP2242	03-FEB-22			21051SH22020373	1051HO2287	90000	IMFL	03-Feb-2022	Ready for Dispatch

Previous Next

- Status is changed to displaying Ready to Dispatch
- We Need to click on ready to dispatch button in status field



Shipment Details

Permit No: 1051VP2242

Order No: 1051HO2287

Series: 1111111

Start Code: 10512202001230001

End Code: 10512202001320000

Invoice Date: 03-Feb-2022

Invoice Number: Please enter Invoice Numl

Scan The Carton Barcode 3

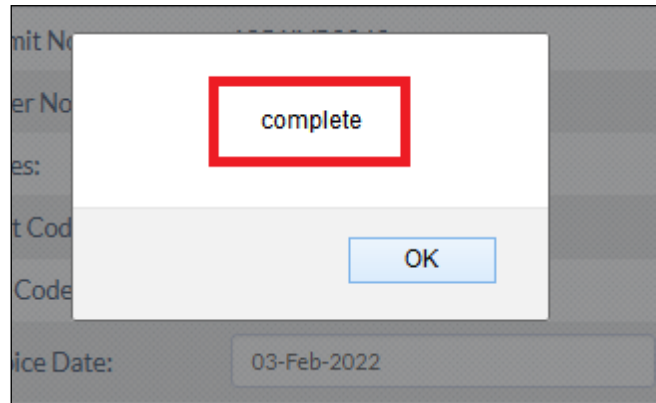
Scan Permit No:

(or)

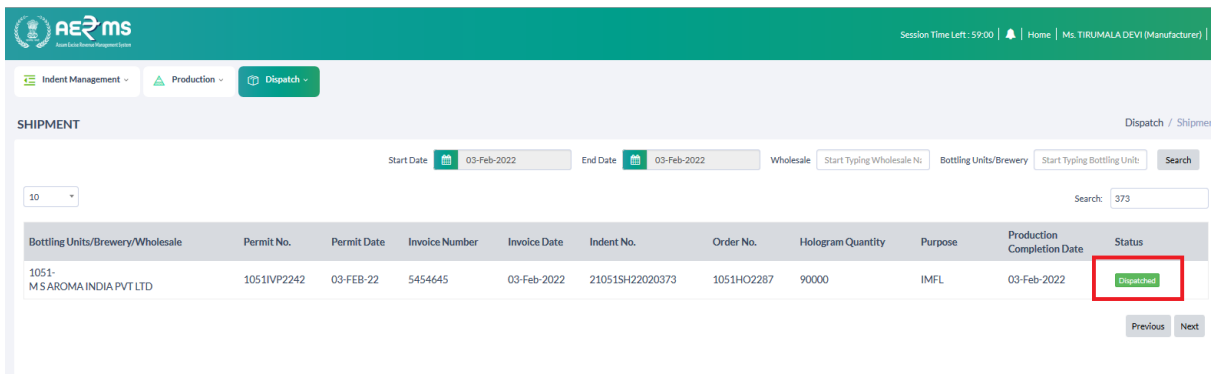
Scan Carton No:

- After Getting pop for shipment details.
- Enter Invoice Number & given date for invoice
- Scan Permit No Or Scan Carton No after click on tab

- Getting popup complete



- Change status for Dispatch in manufacturer login shipment view page



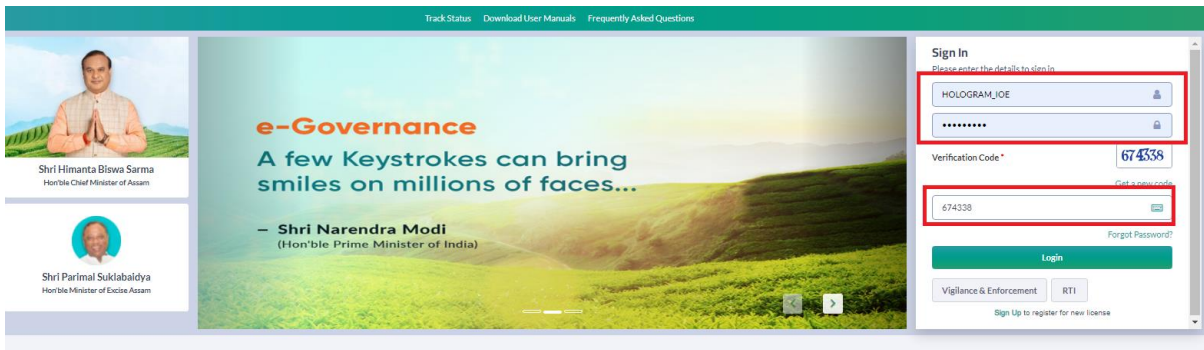
The screenshot shows the 'SHIPMENT' view page in the AERMS system. The page has a green header with the AERMS logo and navigation links. Below the header, there are tabs for 'Indent Management', 'Production', and 'Dispatch'. The 'SHIPMENT' section contains a table with the following columns: Bottling Units/Brewery/Wholesale, Permit No., Permit Date, Invoice Number, Invoice Date, Indent No., Order No., Hologram Quantity, Purpose, Production Completion Date, and Status. The first row of the table is highlighted, and the 'Status' cell for this row contains the text 'Dispatched', which is enclosed in a red rectangular border. The table also includes search filters for Start Date, End Date, Wholesale, and Bottling Units/Brewery, and a search button.

Bottling Units/Brewery/Wholesale	Permit No.	Permit Date	Invoice Number	Invoice Date	Indent No.	Order No.	Hologram Quantity	Purpose	Production Completion Date	Status
1051-M SAROMA INDIA PVT LTD	1051VP2242	03-FEB-22	5454645	03-Feb-2022	21051SH22020373	1051HO2287	90000	IMFL	03-Feb-2022	Dispatched


- We need login Hologram IOE.

Hologram IOE:

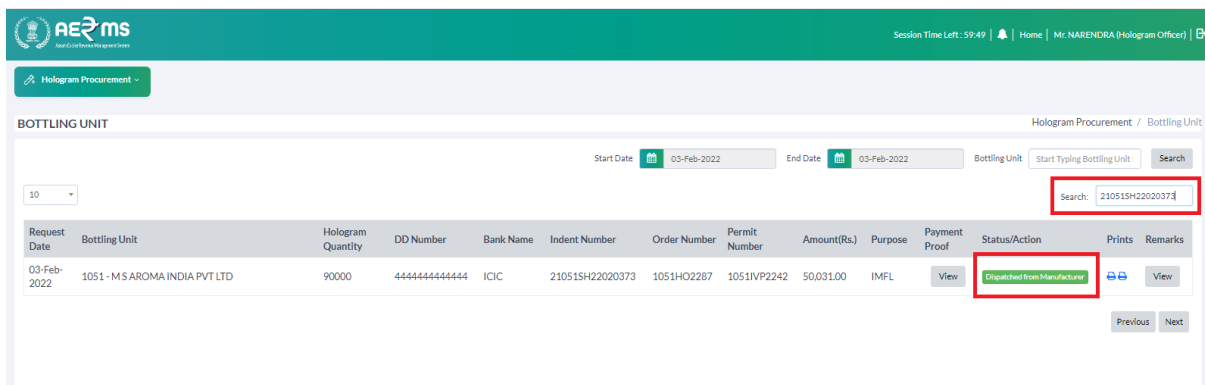
- Login as Hologram IOE with valid user credentials



- Click on Hologram Procurement main icon



- Displaying Bottling unit view page and search indent number



- Status is displaying Dispatch from manufacturer

- After we need to click dispatch from manufacturer button in status field

The screenshot shows the AERMS interface for Bottling Unit. At the top, there's a green header with the AERMS logo and session information. Below it, a navigation bar shows 'Hologram Procurement' and 'BOTTLING UNIT'. The main area contains a search bar with '21051SH22020373' and a table of records. The table has columns for Request Date, Bottling Unit, Hologram Quantity, DD Number, Bank Name, Indent Number, Order Number, Permit Number, Amount(Rs.), Purpose, Payment Proof, Status/Action, Prints, and Remarks. The 'Status/Action' column for the first row is highlighted with a red box and contains the text 'Dispatched from Manufacturer'.

Request Date	Bottling Unit	Hologram Quantity	DD Number	Bank Name	Indent Number	Order Number	Permit Number	Amount(Rs.)	Purpose	Payment Proof	Status/Action	Prints	Remarks
03-Feb-2022	1051 - M SAROMA INDIA PVT LTD	90000	4444444444444	ICIC	21051SH22020373	1051HO2287	1051VP2242	50,031.00	IMFL	View	Dispatched from Manufacturer	View	

- Displaying Popup page Scan Permit No & Barcode

The screenshot shows a popup window titled 'Scan Permit No & Barcode'. The window has a close button (X) in the top right corner. It contains two sections: 'Scan The Permit No' with a 'Scan:' label and an input field, and 'Scan The Carton Barcode 3' with a 'Scan:' label and an input field. The text '(OR)' is positioned between the two input fields. A red box highlights the entire content area of the popup.

- User can Scan either permit No which is on permit dispatch print or Carton barcodes which are available on each carton

- Once scanning was completed after displaying popup is completed.

The screenshot shows a web browser window with a notification popup from 183.82.106.234 saying "complete". Below it, a modal titled "Scan Permit No & Barcode" is open, with the permit number "1051IVP2242" entered in the "Scan The Permit No" field.

- After click on ok status was changed to Forwarded to Manager.

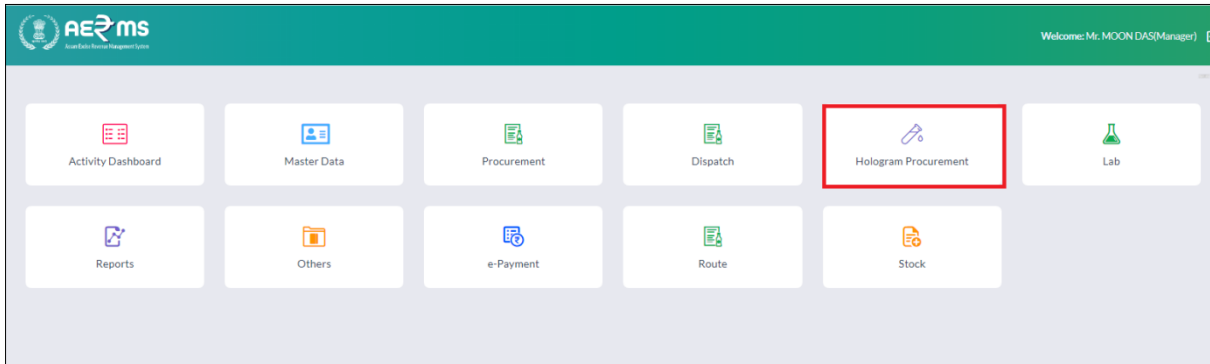
The screenshot shows the AERMS interface with a table of bottling units. The status of the selected unit is highlighted as "Forwarded to manager".

Request Date	Bottling Unit	Hologram Quantity	DD Number	Bank Name	Indent Number	Order Number	Permit Number	Amount(Rs.)	Purpose	Payment Proof	Status/Action	Prints	Remarks
03-Feb-2022	1051 - M SAROMA INDIA PVT LTD	90000	4444444444444	ICIC	21051SH22020373	1051HO2287	1051IVP2242	50,031.00	IMFL	View	Forwarded to manager	Prints	View

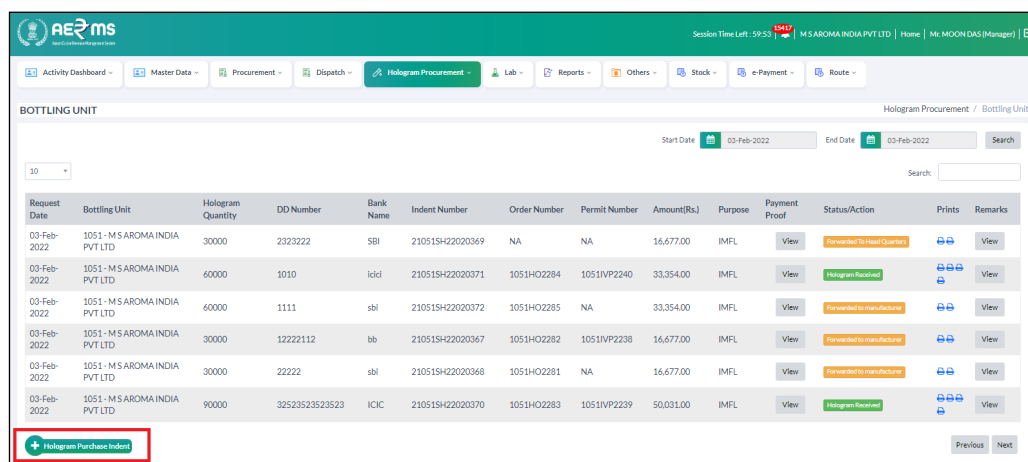
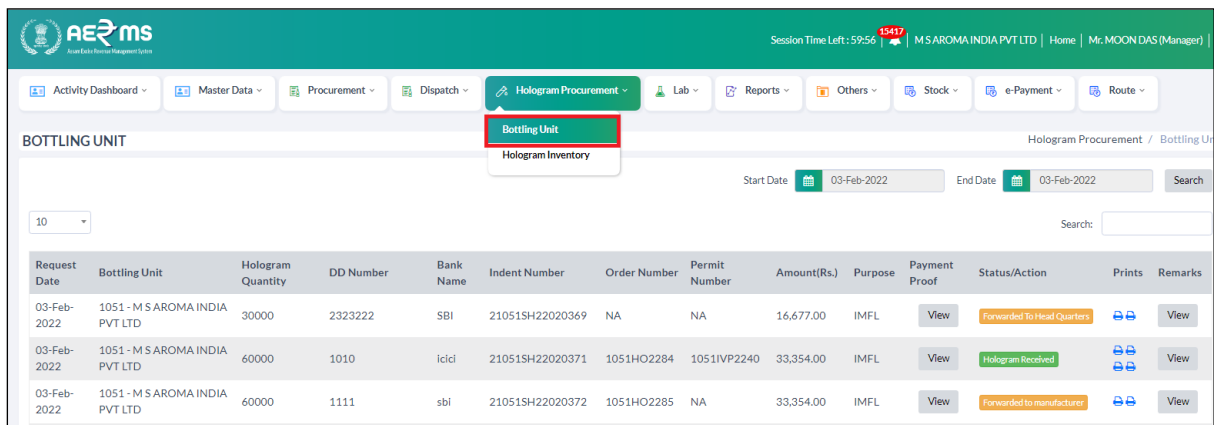
- We need to login manager for bottling unit

Bottling unit manager login:

- Once user is logged into the application as Clerk, a dashboard with modules will be shown.



- User needs to click on Hologram Procurement Tab after click on sub tab Bottling unit
- User should go to Bottling unit Tab & click on .





- Click on Bottling unit sub tab to Applicant login

- Click on Authorization letter button in status field

The screenshot displays the AERms web application interface. At the top, there is a navigation bar with the AERms logo and session information. Below this is a menu with various options like Activity Dashboard, Master Data, Procurement, Dispatch, Hologram Procurement, Lab, Reports, Others, Stock, e-Payment, and Route. The main content area is titled 'BOTTLING UNIT' and shows a search filter for '03-Feb-2022' and a search box containing '373'. A table lists request details with columns for Request Date, Bottling Unit, Hologram Quantity, DD Number, Bank Name, Indent Number, Order Number, Permit Number, Amount(Rs.), Purpose, Payment Proof, Status/Action, Prints, and Remarks. The 'Status/Action' column for the first row contains a button labeled 'Generate authorization letter', which is highlighted with a red box. Below the table, there is a '+ Hologram Purchase Indent' button and 'Previous' and 'Next' navigation buttons.

Request Date	Bottling Unit	Hologram Quantity	DD Number	Bank Name	Indent Number	Order Number	Permit Number	Amount(Rs.)	Purpose	Payment Proof	Status/Action	Prints	Remarks
03-Feb-2022	1051 - M.S.AROMA INDIA PVT LTD	90000	4444444444444	ICIC	21051SH22020373	1051HQ2287	1051VP2242	50,031.00	IMFL	View	Generate authorization letter	Prints	View

- Displaying popup for authorization details

Authorization Details

Sl.No	Indent Number	Order Quantity	Amount (Rs.)
1	21051SH22020373	90000	50031

Authorized Person Name*

Father's Name*

Mobile Number*

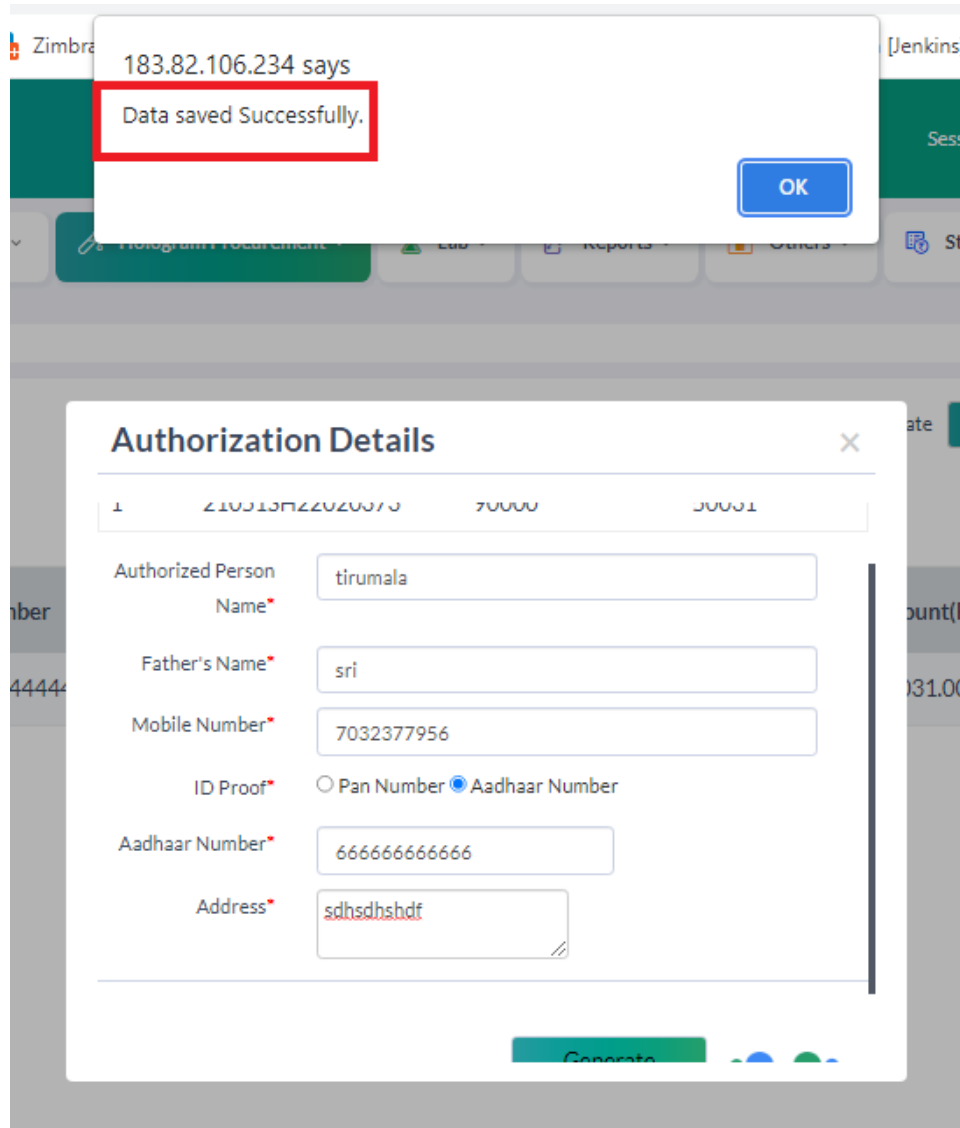
ID Proof* Pan Number Aadhaar Number

Pan Number*

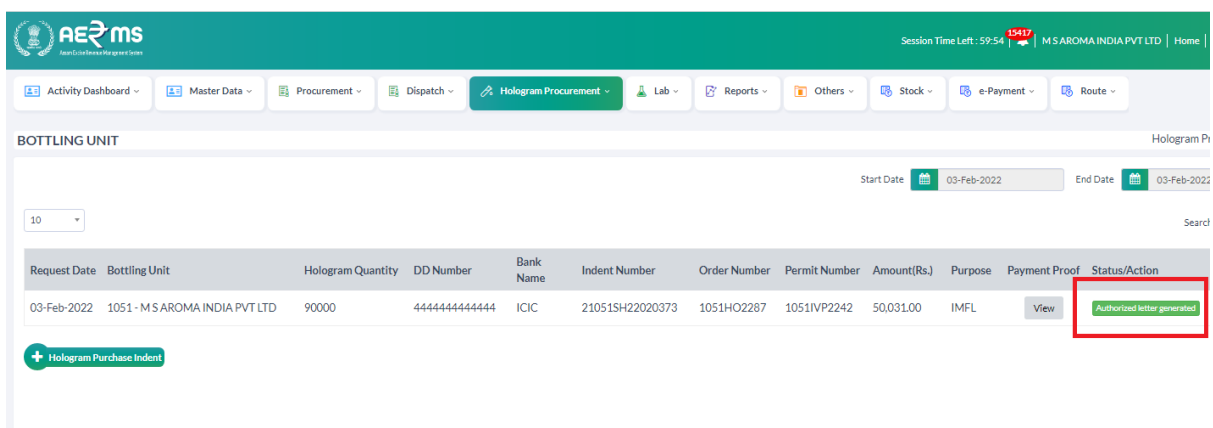
Address*

- Enter all mandatory filed after click on generate button in manager login

- Pop up is getting data saved successfully



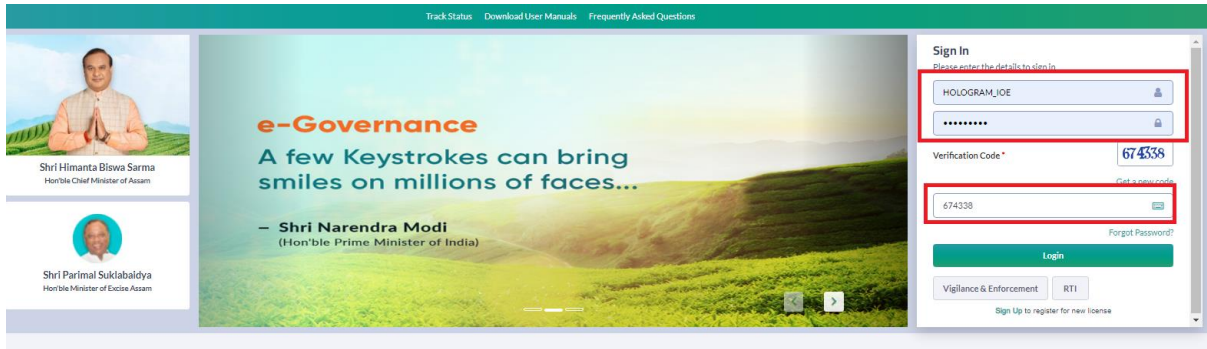
- After Status was changed Authorization letter generated




- We need to login for Hologram IOE

Hologram IOE:

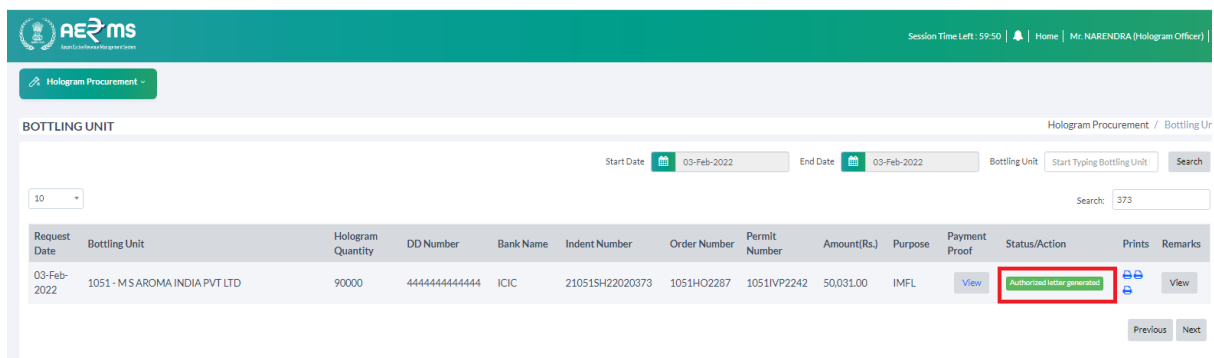
- Login as Hologram IOE with valid user credentials



- Click on Hologram Procurement main icon

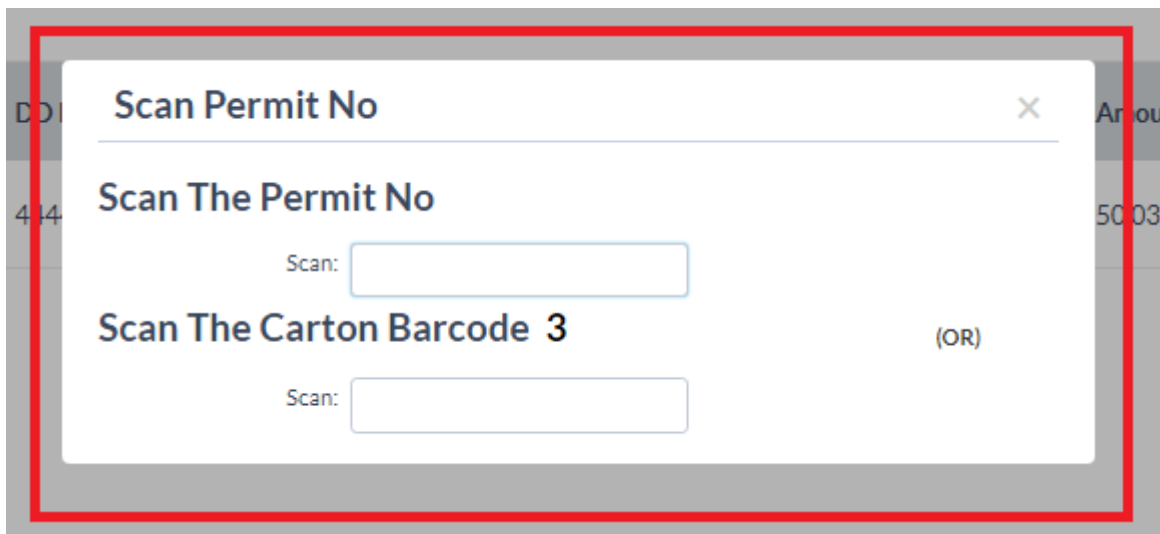


- Displaying Bottling unit view page and search indent number



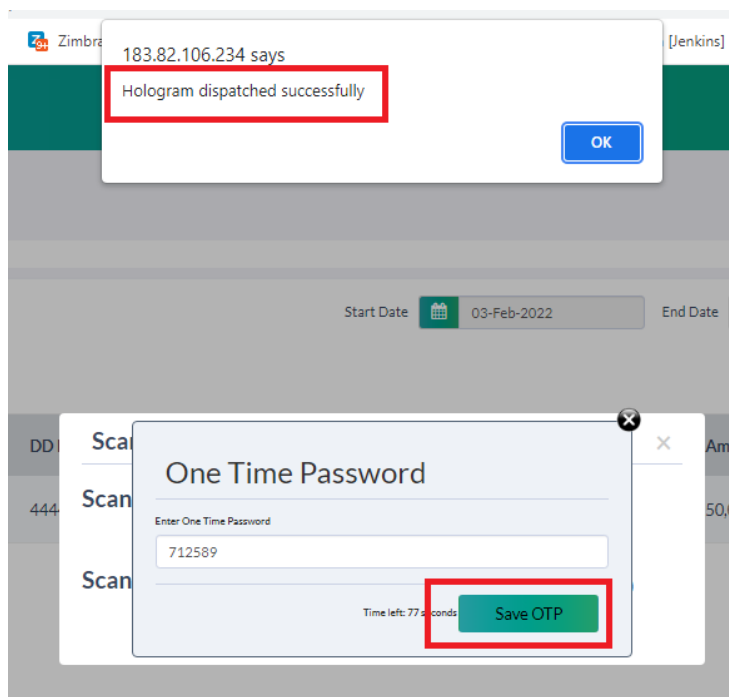
- After click on authorization letter generated button in status filed.

- Displaying popup Scan permit No.



The screenshot shows a dialog box titled "Scan Permit No" with a close button (X) in the top right corner. Below the title, there are two sections: "Scan The Permit No" and "Scan The Carton Barcode 3 (OR)". Each section has a "Scan:" label followed by an empty input field.

- User can Scan either permit No which is on permit dispatch print or Carton barcodes which are available on each carton
- After completing the scanning process click on tab
- Displaying another popup One time Password and OTP send to authorization person
- Enter OTP and click on save button



The screenshot shows a "One Time Password" dialog box with a close button (X) in the top right corner. It contains an "Enter One Time Password" label and an input field with the value "712589". Below the input field, there is a "Time left: 77 seconds" label and a green "Save OTP" button. A separate notification popup is visible above the dialog box, showing "183.82.106.234 says Hologram dispatched successfully" and an "OK" button.

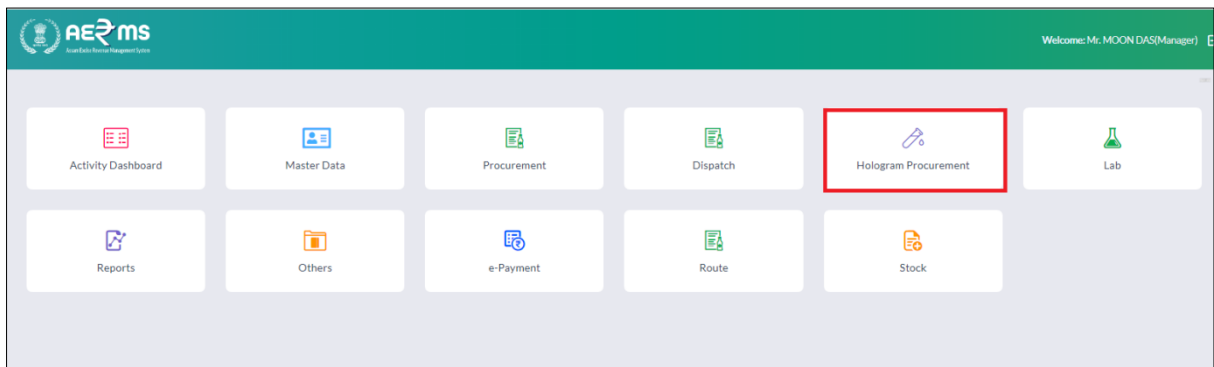
- After getting another popup Hologram dispatched successfully.

- Status was changed Dispatched From Hologram officer

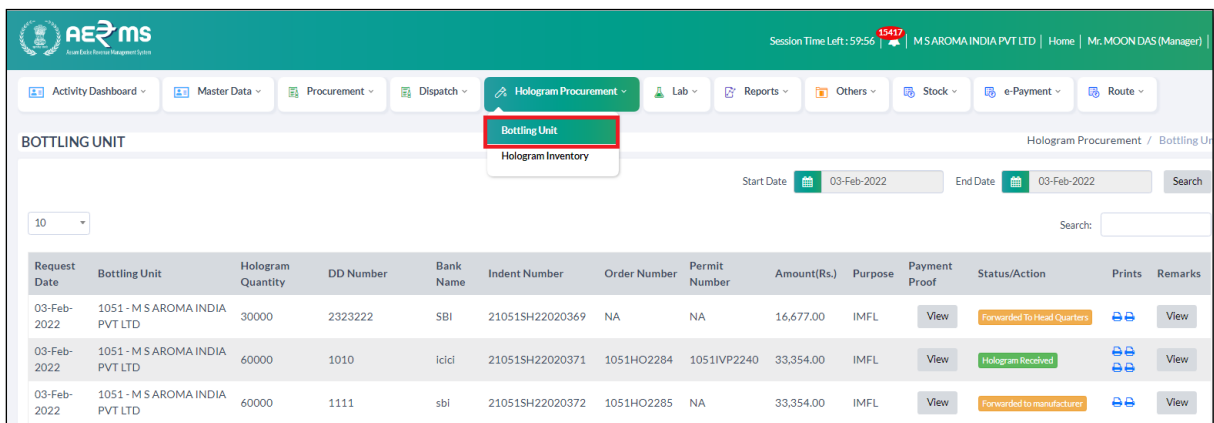
We need to Login.

Bottling unit manager login:

- Once user is logged into the application as Clerk, a dashboard with modules will be shown.



- User needs to click on Hologram Procurement Tab after click on sub tab Bottling unit
- User should go to Bottling unit Tab & click on .



Search indent number and click on dispatch from Hologram officer button in status filed



Session Time Left: 58:11 | 15417 | M S AROMA INDIA PVT LTD | Home | Mr. MOON DAS (Manager)

Activity Dashboard | Master Data | Procurement | Dispatch | **Hologram Procurement** | Lab | Reports | Others | Stock | e-Payment | Route

BOTTLING UNIT Hologram Procurement / Bottling Un

Start Date: 03-Feb-2022 | End Date: 03-Feb-2022 | Search

10 | Search: 373

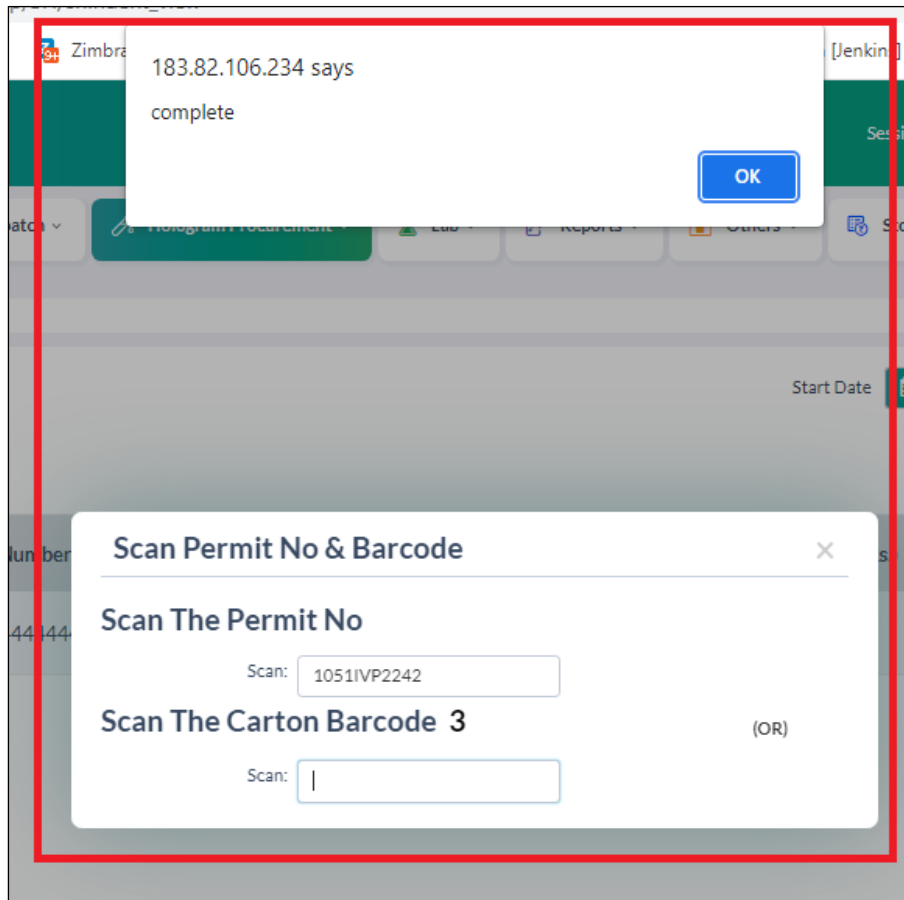
Request Date	Bottling Unit	Hologram Quantity	DD Number	Bank Name	Indent Number	Order Number	Permit Number	Amount(Rs.)	Purpose	Payment Proof	Status/Action	Prints	Remarks
03-Feb-2022	1051 - M S AROMA INDIA PVT LTD	90000	4444444444444	ICIC	21051SHZ2020373	1051HO2287	1051IVP2242	50,031.00	IMFL	View	Dispatched from Hologram Officer	Print Print Print	View

[+ Hologram Purchase Indent](#) [Previous](#) [Next](#)

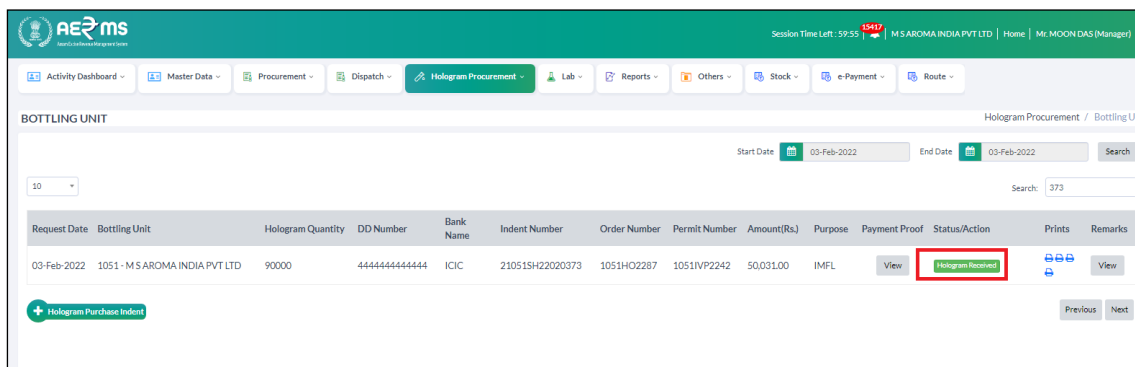
- Displaying popup Scan permit No & Barcode
- User can Scan either permit No which is on permit dispatch print or Carton barcodes which are available on each carton



- After completing the Scanning displaying pop up complete




Click on OK status was changed Hologram Received



Completing the Hologram Process



1.Authorization Letter:



Authorization Letter

(Authority letter to receive Holograms from the Hologram Unit Guwahati for FY 2021-2022)

To,

The Officer-In-Charge,
Hologram Unit- Guwahati
Department of Excise, Assam

Details of the Authorized person to receive the Holograms:

Authorized person name : tirumala
Father's Name : sri
Address : sdhsdshshdf
Mobile Number : 7032377956
Aadhaar Number : 666666666666

Name & Address of the Distillery/Bottling Unit:

1 S AROMA INDIA PVT LTD ,
BRAHMAPUTRA INDUSTRIAL PARK,PLOT NO 59-60B,VILLAGE SILA ,
PO - CHANGSARI,NORTH GUWAHATI,KAMRUP, ASSAM ,
Assam , 781101

It is certified that the above person is authorised to receive the Holograms from the Hologram Unit-Guwahati on submission of valid requisition letter. Specimen signature of the authorised person is attested.

2. Hologram Requisition Letter:

Name of the Distillery/Bottling Unit: M S AROMA INDIA PVT LTD

HOLOGRAM REQUISITION LETTER

Ref 21051SH22020373

Dated 03-FEB-2022

To,

Manufacture- Guwahati (Assam)

Sub:Request for issue of Holograms

Sir,

The subject letter, requested to kindly issue Reference to you are us M S AROMA INDIA PVT LTD the holograms to affix on the bottles as follows:

1.Holograms for IMFL	:	90000(Nos.)
Total Holograms	:	90000(Nos.)

For this, we have enclosed a DD of Rs. 50031 in favour of **Manufacture** Vide DD No 444444444444 dated 03-FEB-2022 Drawn on ICIC.

Mr. MOON DAS
BRAHMAPUTRA
INDUSTRIAL
PARK,PLOT NO
59-60B,VILLAGE
SILA, PO -
CHANGSARI,NORTH
GUWAHATI,KAMRUP



Mr.
PRITOM
BARUA
BRAHMAPUTRA
INDUSTRIAL
PARK,PLOT
NO 59-
60B,VILLAGE
SILA, PO -
CHANGSARI,NORTH
GUWAHATI,KAMRUP,
ASSAM

Sanjeev Kumar Medhi
Housefed Complex, Dispur,
Guwahati-06 Dibrugar Assam

3. Officer Incharge Letter:

Name of the Distillery/Bottling Unit: M S AROMA INDIA PVT LTD

Ref 21051SH22020373

Dated 03-FEB-2022

To,

Commissioner of Excise, Assam
Housefed Complex- Guwahati

It is certified that M S AROMA INDIA PVT LTD is having available stock as detailed above and you are requested to kindly approve the requisition for total 90000 (Nos.) of Holograms as per above requisition

Mr. MOON DAS
BRAHMAPUTRA
INDUSTRIAL
PARK,PLOT NO
59-60B,VILLAGE
SILA, PO -
CHANGSARI,NORTH
GUWAHATI,KAMRUP,
ASSAM
Assam -781101
Manager



Mr.
PRITOM
BARUA
BRAHMAPUTRA
INDUSTRIAL
PARK,PLOT
NO 59-
60B,VILLAGE
SILA, PO -
CHANGSARI,NORTH
GUWAHATI,KAMRUP,
ASSAM
Assam
-781101
Officer

Sanjeev Kumar Medhi
Housefed Complex, Dispur,
Guwahati-06 Dispur,Assam
Assam Guwahati-781006
Additional Commissioner of
Excise, Assam



4. Hologram Dispatch Permit:




GOVERNMENT OF ASSAM
OFFICE OF THE COMMISSIONER OF EXCISE ::ASSAM::GUWAHATHI

HOLOGRAM DISPATCH PERMIT

Bottling Unit Name	:	M S AROMA INDIA PVT LTD
Indent Number	:	21051SH22020373
Indented Quantity	:	90000
Purpose	:	IMFL
Invoice number	:	5454645
Issue Date	:	03-Feb-2022
Permit number	:	10511VP2242
Hologram Start No	:	10512202001230001
Hologram End No	:	10512202001320000



03-Feb-2022 08:21:59 PM



Mr. NARENDRA

Hologram Officer

